



KONERU LAKSHMAIAH EDUCATION FOUNDATION

(Deemed to be University Estd. U/S 3 of the UGC Act 1956)

Vaddeswaram, Guntur, Andhra Pradesh, India – 522 302

STAKEHOLDERS FEEDBACK ANALYSIS REPORT 2023-24



Koneru Lakshmaiah Education Foundation

(Category -1, Deemed to be University estd. u/s. 3 of the UGC Act, 1956)

Accredited by **NAAC** as '**A++**' ♦ Approved by **AICTE** ♦ **ISO 21001:2018 Certified**

Campus: Green Fields, Vaddeswaram - 522 302, Guntur District, Andhra Pradesh, INDIA.

Phone No. +91 8645 - 350 200; www.klef.ac.in; www.klef.edu.in; www.kluniversity.in

Admin Off: 29-36-38, Museum Road, Governorpet, Vijayawada - 520 002. Ph: +91 - 866 - 3500122, 2576129

Department of Pharmacy

Feedback Analysis Report

A.Y. 2023-24

Table of Contents

S.No	Name of the Stakeholder Analysis	Page No.
1	Student Feedback Analysis	3
2	Faculty Feedback Analysis	21
3	Parent Feedback Analysis	33
4	Academic Peers Feedback Analysis	45
5	Alumni Feedback Analysis	63
6	Industry / Employer Feedback Analysis	75

Department of Pharmacy
Koneru Lakshmaiah Education Foundation
(K L Deemed to be University)

Student Feedback on Curriculum Analysis Report

Academic Year: 2023-2024

Semester - ODD

PART - A

Q.No.	Excellent	Very Good	Good	Fair	Poor	Total
1	165	134	10	9	0	318
2	167	132	14	5	0	318
3	173	128	14	3	0	318
4	170	130	13	5	0	318
5	169	127	15	7	0	318
6	171	128	16	3	0	318
7	164	129	18	7	0	318
8	159	134	17	8	0	318
9	175	123	20	0	0	318
10	164	133	19	0	2	318
11	168	126	18	6	0	318
12	167	132	17	1	1	318
13	171	122	21	0	4	318
14	169	125	20	1	3	318
15	168	129	19	2	0	318
16	168	123	21	3	3	318
17	168	140	10	0	0	318
18	169	137	11	1	0	318
19	172	131	13	2	0	318
20	167	131	10	9	1	318
AVERAGE	169	130	16	4	1	318
Feedback Average Out of 5 Marks					4.48	

PART - B

Questions and Options

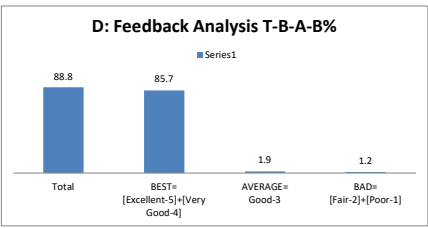
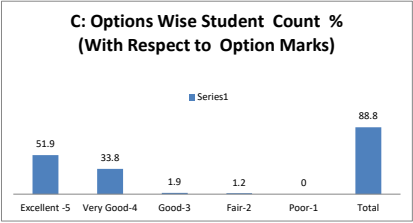
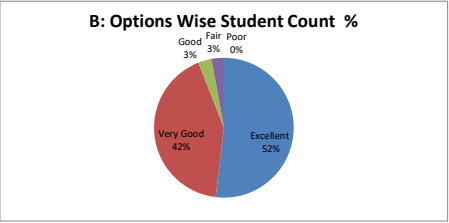
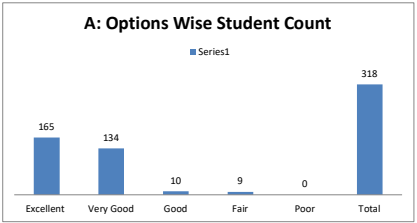
Each Question Feedback Average out of 5 Scale

Q.NO.1	How do you rate the sequence of the Courses that you have studied are in sequence to what you have studied in the previous semester?					4.44
OPTIONS	Excellent	Very Good	Good	Average	Poor	
Q.NO.2	How do you rate the syllabus of the courses that you have studied in relation to the competencies expected out of the course?					4.45
OPTIONS	Excellent	Very Good	Good	Average	Poor	
Q.NO.3	How do you rate the relevance of the units in Syllabus relevant to the course?					4.49
OPTIONS	Excellent	Very Good	Good	Average	Poor	
Q.NO.4	How do you rate the relevance of the units in Syllabus					4.47
OPTIONS	Excellent	Very Good	Good	Average	Poor	
Q.NO.5	How do you rate the allocation of the credits to the courses?					4.45
OPTIONS	Excellent	Very Good	Good	Average	Poor	
Q.NO.6	How do you rate the distribution of the contact hours among the course components (L-T-P)?					4.47
OPTIONS	Excellent	Very Good	Good	Average	Poor	
Q.NO.7	How do you rate the offering of the electives in terms of their relevance to the specialization streams?					4.42
OPTIONS	Excellent	Very Good	Good	Average	Poor	
Q.NO.8	How do you rate the electives offered in relation to the Technological advancements?					4.4
OPTIONS	Excellent	Very Good	Good	Average	Poor	
Q.No.9	How do you rate the relevance of the Text Books and reference books by their International recognition to the Courses?					4.49
OPTIONS	Excellent	Very Good	Good	Average	Poor	
Q.NO.10	Rate the Size of syllabus in terms of the load on the student					4.44
OPTIONS	Excellent	Very Good	Good	Average	Poor	
Q.NO.11	Rate the courses in terms of extra learning or self learning considering the design of the courses					4.44
OPTIONS	Excellent	Very Good	Good	Average	Poor	
Q.NO.12	Rate the courses in terms of sequence of offering considering whether the preceding courses have been covered.					4.46
OPTIONS	Excellent	Very Good	Good	Average	Poor	
Q.NO.13	How do you Rate the loading of the courses in a semester?					4.44
OPTIONS	Excellent	Very Good	Good	Average	Poor	
Q.NO.14	How do you rate the evaluation scheme designed for each of the course?					4.44
OPTIONS	Excellent	Very Good	Good	Average	Poor	
Q.NO.15	How do you rate the objectives stated for each of the course?					4.46
OPTIONS	Excellent	Very Good	Good	Average	Poor	
Q.NO.16	How do you rate competencies expected out of the course?					4.46
OPTIONS	Excellent	Very Good	Good	Average	Poor	
Q.NO.17	How do you rate the composition of the courses in terms of Basic science, Engineering science, Humanities, Discipline core, discipline elective, open elective,					4.5
OPTIONS	Excellent	Very Good	Good	Average	Poor	
Q.NO.18	How do you rate the percentage of courses having LAB components?					4.5
OPTIONS	Excellent	Very Good	Good	Average	Poor	
Q.NO.19	How do you rate the domain used for designing the experiments for the LAB components?					4.49
OPTIONS	Excellent	Very Good	Good	Average	Poor	
Q.NO.20	How do you rate the experiments in relation to the real life Applications?					4.43
OPTIONS	Excellent	Very Good	Good	Average	Poor	

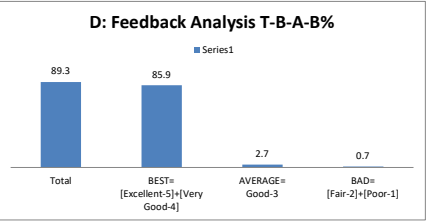
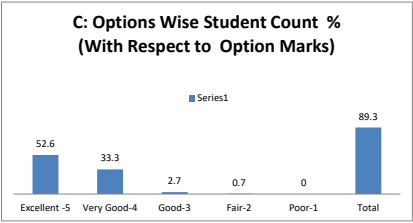
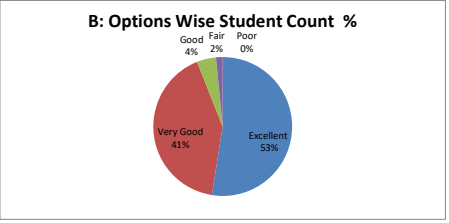
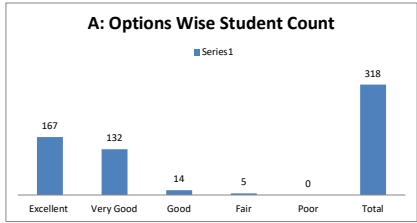
PART - C

Question Wise Analysis

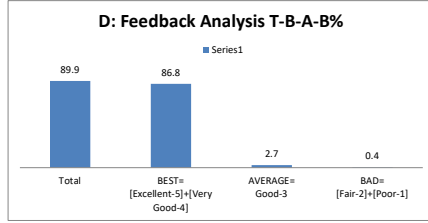
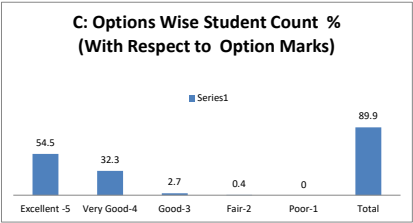
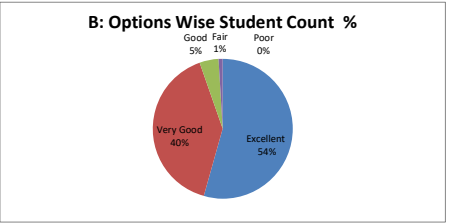
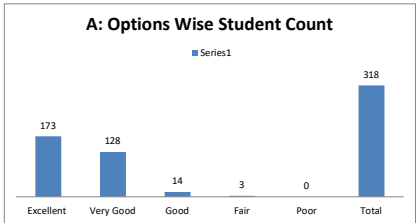
Q.NO.1	How do you rate the sequence of the Courses that you have studied are in sequence to what you have studied in the previous semester?					
OPTIONS	A	B	C	D	E	Student
	Excellent	Very Good	Good	Average	Poor	
Result	165	134	10	9	0	318
	Excellent	Very Good	Good	Fair	Poor	Total



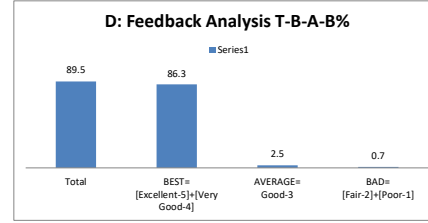
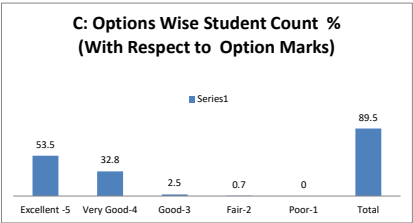
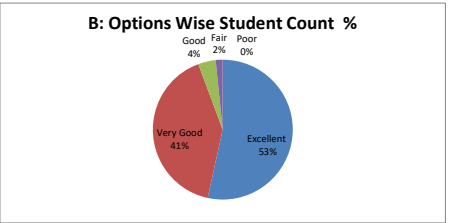
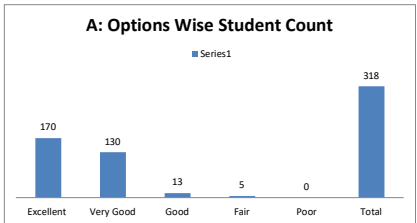
Q.NO.2	How do you rate the syllabus of the courses that you have studied in relation to the competencies expected out of the course?					
OPTIONS	A	B	C	D	E	Student
	Excellent	Very Good	Good	Average	Poor	
Result	167	132	14	5	0	318
	Excellent	Very Good	Good	Fair	Poor	Total



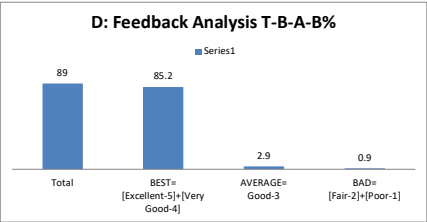
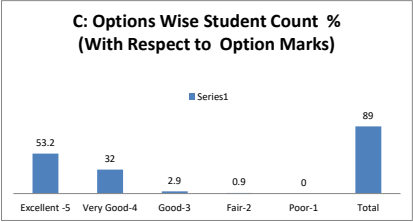
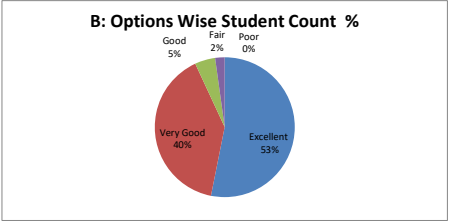
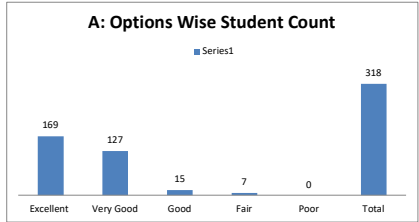
Q.NO.3	How do you rate the relevance of the units in Syllabus relevant to the course?					
OPTIONS	A	B	C	D	E	Student
	Excellent	Very Good	Good	Average	Poor	
Result	173	128	14	3	0	318
	Excellent	Very Good	Good	Fair	Poor	Total



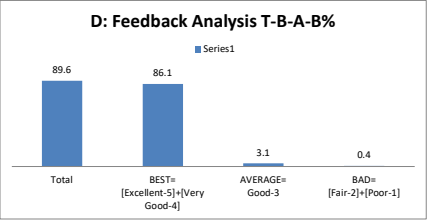
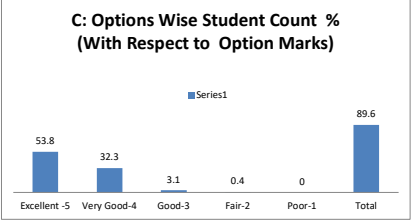
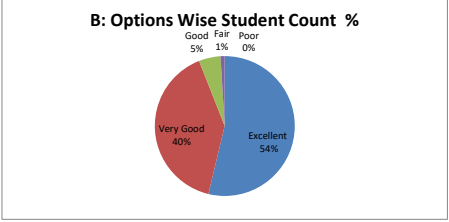
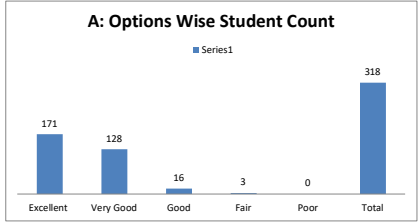
Q.NO.4	How do you rate the relevance of the units in Syllabus					
OPTIONS	A	B	C	D	E	Student
	Excellent	Very Good	Good	Average	Poor	
Result	170	130	13	5	0	318
	Excellent	Very Good	Good	Fair	Poor	Total



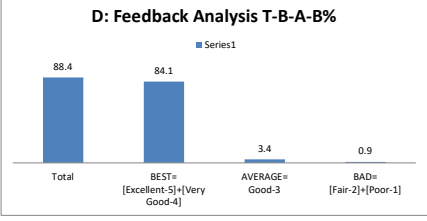
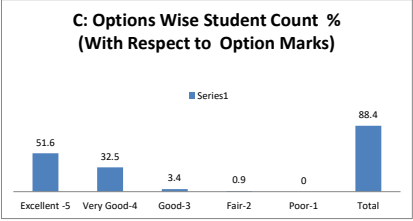
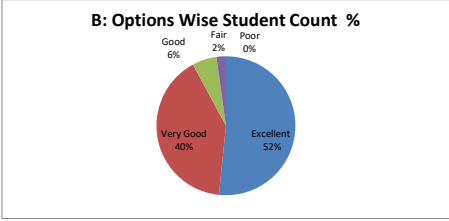
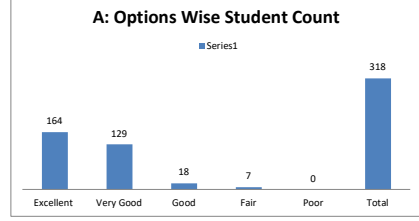
Q.NO.5	How do you rate the allocation of the credits to the courses?					
OPTIONS	A	B	C	D	E	Student
	Excellent	Very Good	Good	Average	Poor	
Result	169	127	15	7	0	318
	Excellent	Very Good	Good	Fair	Poor	Total



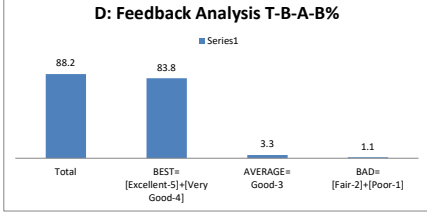
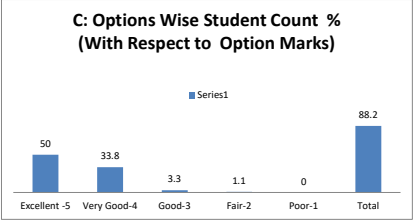
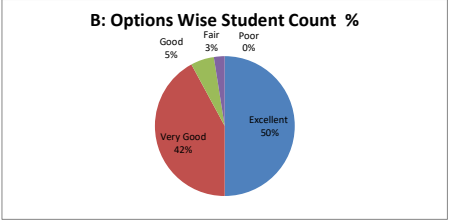
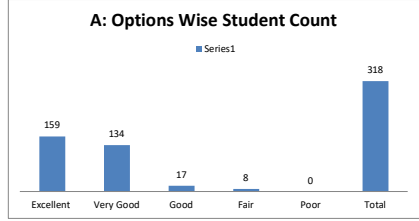
Q.NO.6	How do you rate the distribution of the contact hours among the course components (L-T-P)?					
OPTIONS	A	B	C	D	E	Student
	Excellent	Very Good	Good	Average	Poor	
Result	171	128	16	3	0	318
	Excellent	Very Good	Good	Fair	Poor	Total



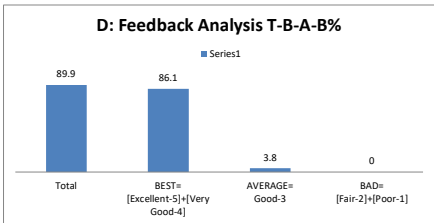
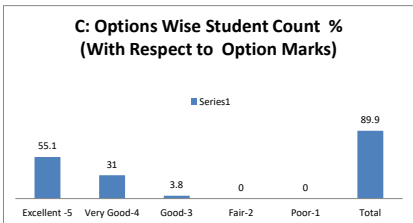
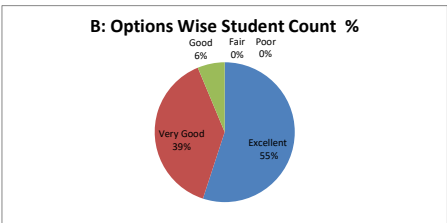
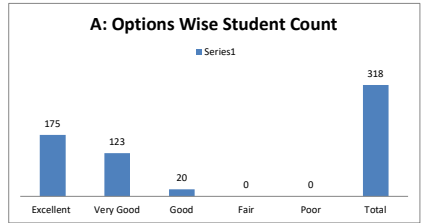
Q.NO.7	How do you rate the offering of the electives in terms of their relevance to the specialization streams?					
OPTIONS	A	B	C	D	E	Student
	Excellent	Very Good	Good	Average	Poor	
Result	164	129	18	7	0	318
	Excellent	Very Good	Good	Fair	Poor	Total



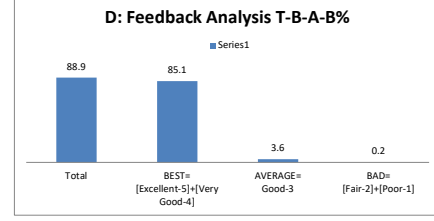
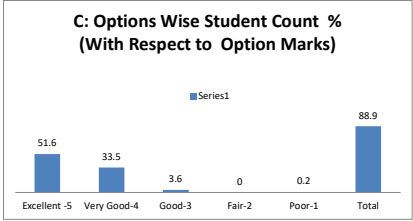
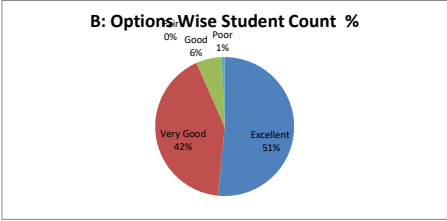
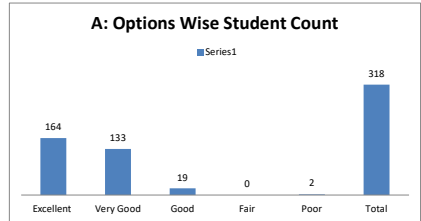
Q.NO.8	How do you rate the electives offered in relation to the Technological advancements?					
OPTIONS	A	B	C	D	E	Student
	Excellent	Very Good	Good	Average	Poor	
Result	159	134	17	8	0	318
	Excellent	Very Good	Good	Fair	Poor	Total



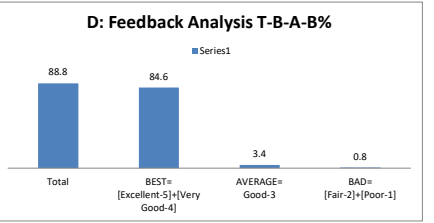
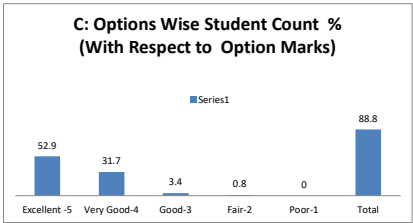
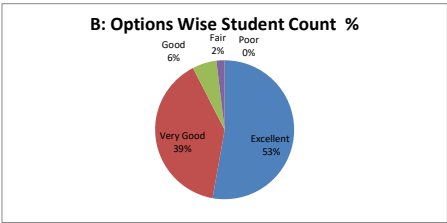
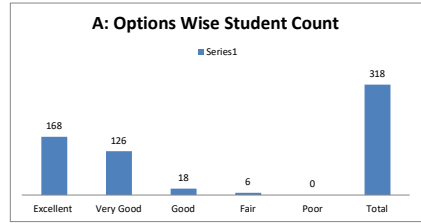
Q.No.9	How do you rate the relevance of the Text Books and reference books by their international recognition to the Courses?					
OPTIONS	A	B	C	D	E	Student
	Excellent	Very Good	Good	Average	Poor	
Result	175	123	20	0	0	318
	Excellent	Very Good	Good	Fair	Poor	Total



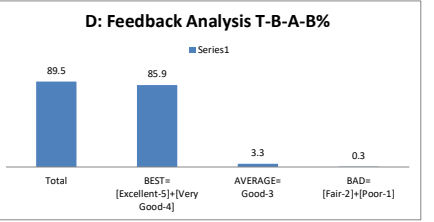
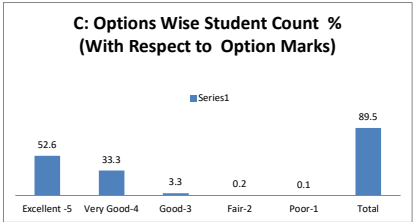
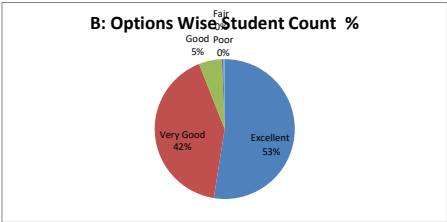
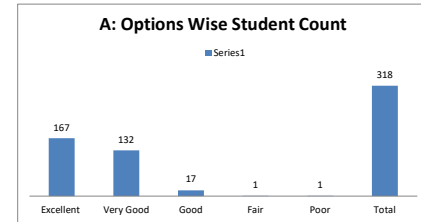
Q.NO.10	Rate the Size of syllabus in terms of the load on the student					
OPTIONS	A	B	C	D	E	Student
	Excellent	Very Good	Good	Average	Poor	
Result	164	133	19	0	2	318
	Excellent	Very Good	Good	Fair	Poor	Total



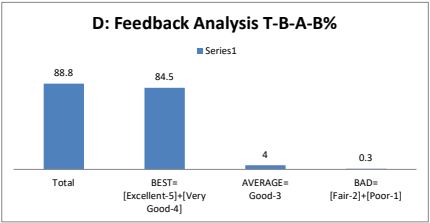
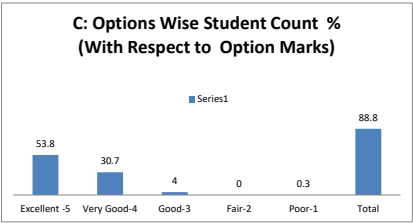
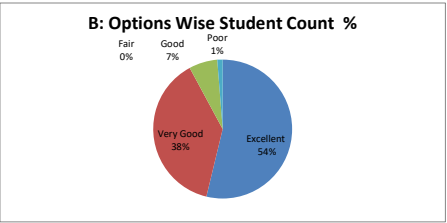
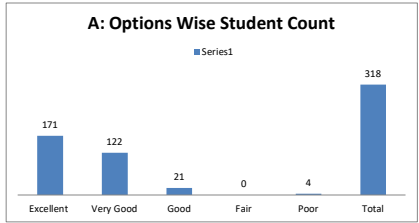
Q.No.11	Rate the courses in terms of extra learning or self learning considering the design of the courses					
OPTIONS	A	B	C	D	E	Student
	Excellent	Very Good	Good	Average	Poor	
Result	168	126	18	6	0	318
	Excellent	Very Good	Good	Fair	Poor	Total



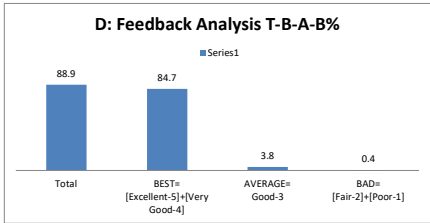
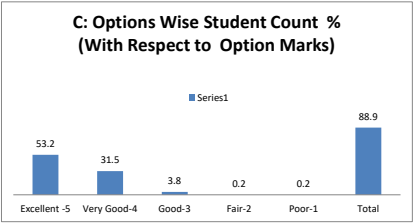
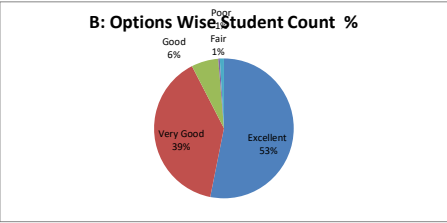
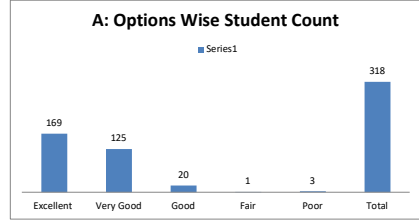
Q.No.12	Rate the courses in terms of sequence of offering considering whether the preceding courses have been covered.					
OPTIONS	A	B	C	D	E	Student
	Excellent	Very Good	Good	Average	Poor	
Result	167	132	17	1	1	318
	Excellent	Very Good	Good	Fair	Poor	Total



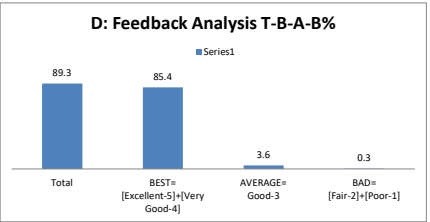
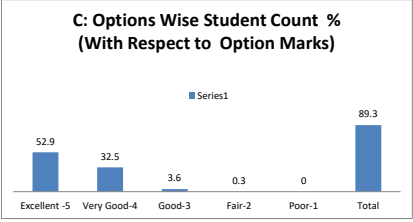
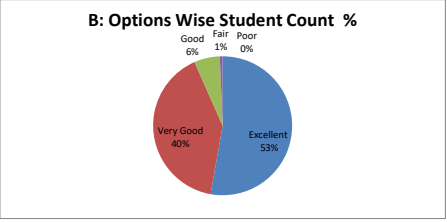
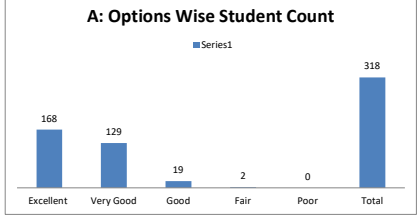
Q.NO.13	How do you Rate the loading of the courses in a semester?					
OPTIONS	A	B	C	D	E	Student
	Excellent	Very Good	Good	Average	Poor	
Result	171	122	21	0	4	318
	Excellent	Very Good	Good	Fair	Poor	Total



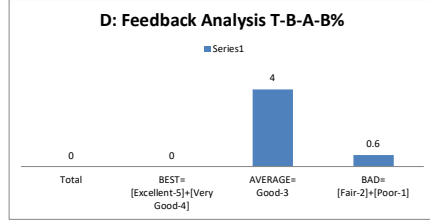
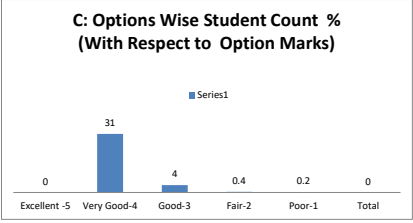
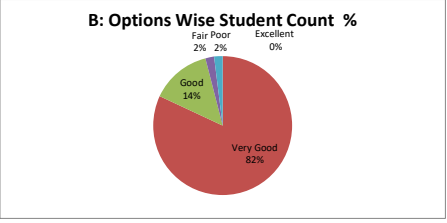
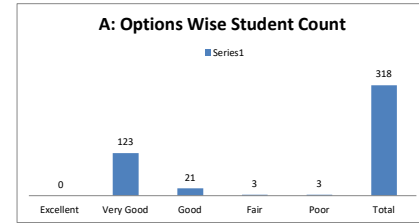
Q.NO.14	How do you rate the evaluation scheme designed for each of the course?					
OPTIONS	A	B	C	D	E	Student
	Excellent	Very Good	Good	Average	Poor	
Result	169	125	20	1	3	318
	Excellent	Very Good	Good	Fair	Poor	Total



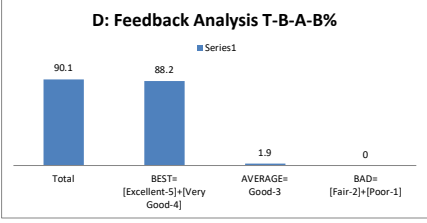
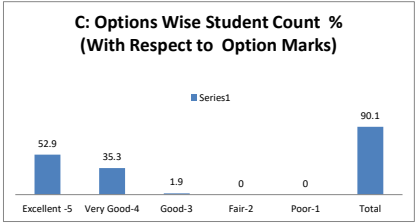
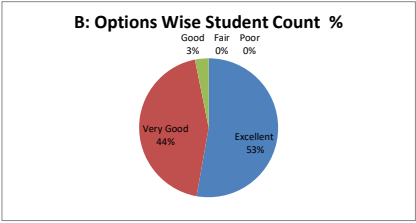
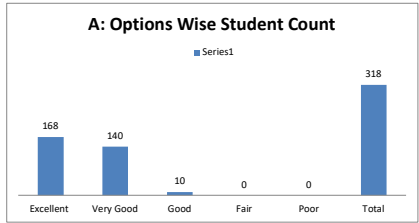
Q.NO.15	How do you rate the objectives stated for each of the course?					
OPTIONS	A	B	C	D	E	Student
	Excellent	Very Good	Good	Average	Poor	
Result	168	129	19	2	0	318
	Excellent	Very Good	Good	Fair	Poor	Total



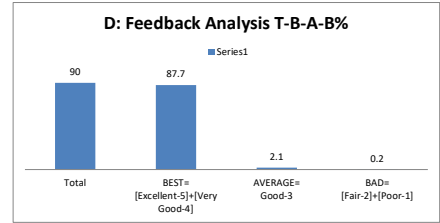
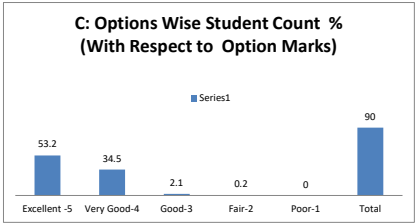
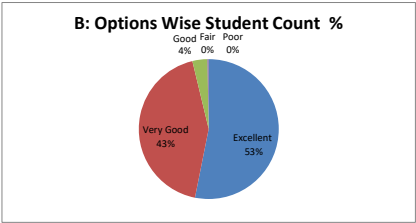
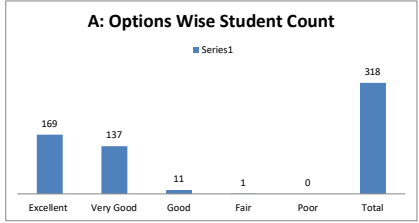
Q.NO.16	How do you rate competencies expected out of the course?					
OPTIONS	A	B	C	D	E	Student
	Excellent	Very Good	Good	Average	Poor	
Result	168	123	21	3	3	318
	Excellent	Very Good	Good	Fair	Poor	Total



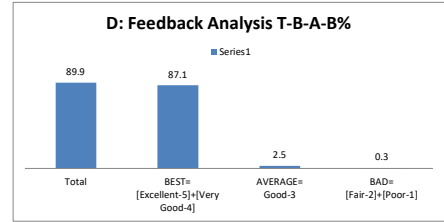
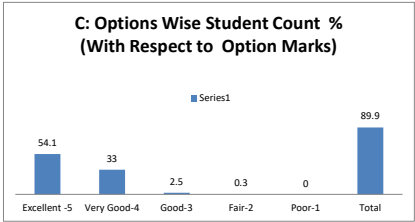
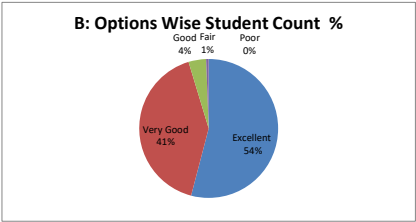
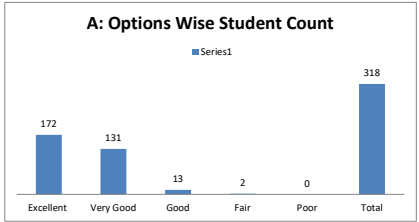
Q.NO.17	How do you rate the composition of the courses in terms of Basic science, Engineering science, Humanities, Discipline core, discipline elective, open elective, project etc.?					
OPTIONS	A	B	C	D	E	Student
	Excellent	Very Good	Good	Average	Poor	
Result	168	140	10	0	0	318
	Excellent	Very Good	Good	Fair	Poor	Total



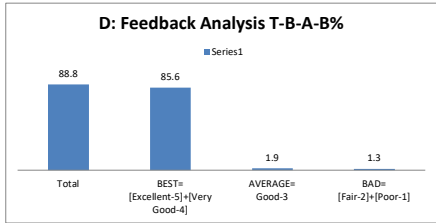
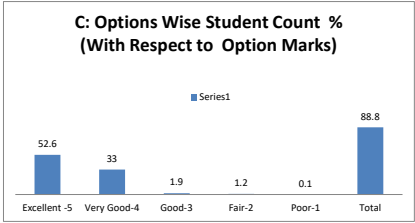
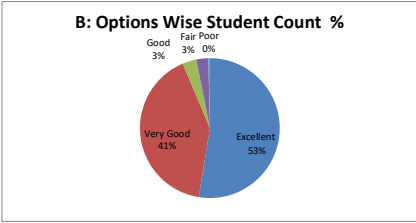
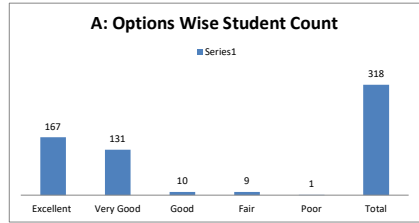
Q.NO.18	How do you rate the percentage of courses having LAB components?					
OPTIONS	A	B	C	D	E	Student
	Excellent	Very Good	Good	Average	Poor	
Result	169	137	11	1	0	318
	Excellent	Very Good	Good	Fair	Poor	Total



Q.NO.19	How do you rate the domain used for designing the experiments for the LAB components?					
OPTIONS	A	B	C	D	E	Student
	Excellent	Very Good	Good	Average	Poor	
Result	172	131	13	2	0	318
	Excellent	Very Good	Good	Fair	Poor	Total



Q.NO.20	How do you rate the experiments in relation to the real life Applications?					
OPTIONS	A	B	C	D	E	Student
	Excellent	Very Good	Good	Average	Poor	
Result	167	131	10	9	1	318
	Excellent	Very Good	Good	Fair	Poor	Total



Student Feedback on Curriculum Overall Analysis

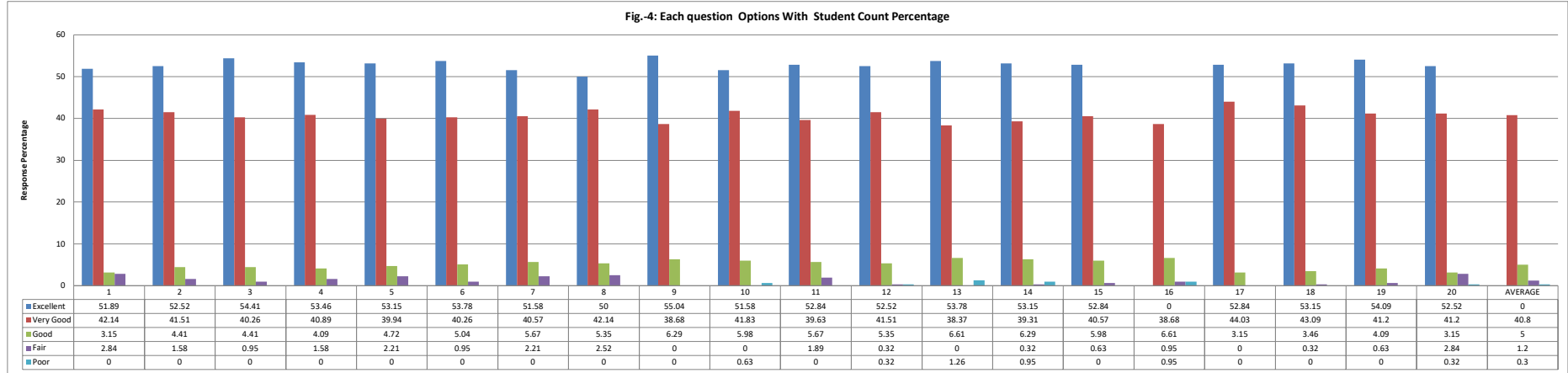
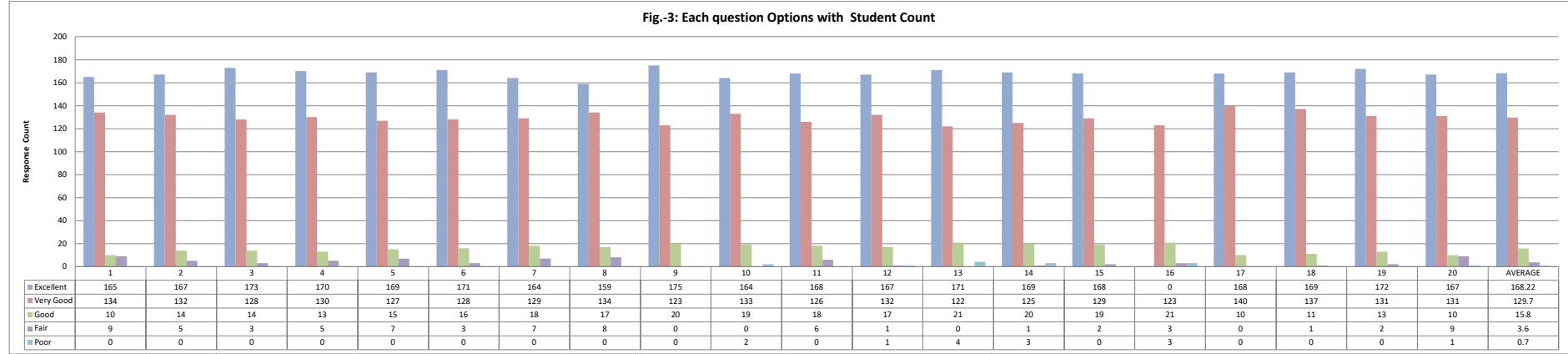
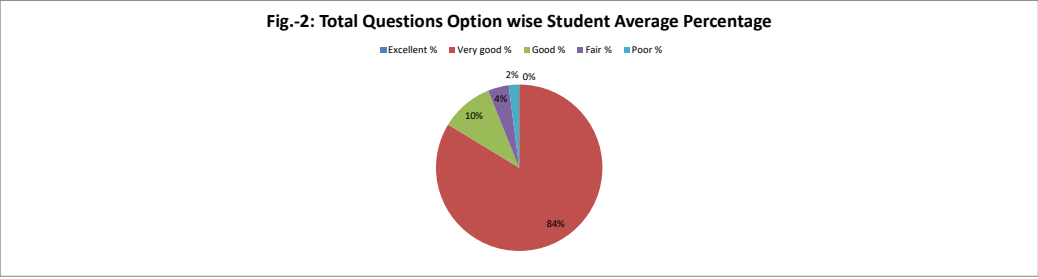
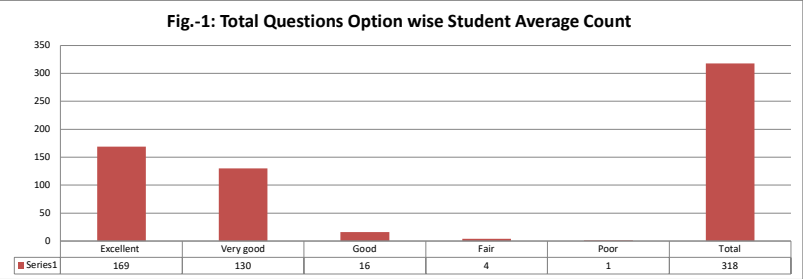


Fig. - 5: Each question Options Student Count Percentage with Marks

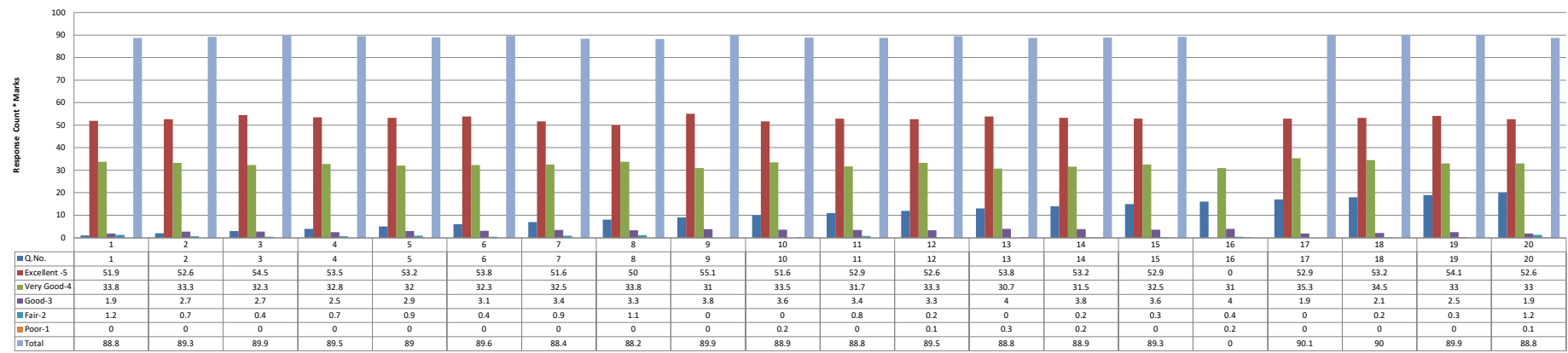
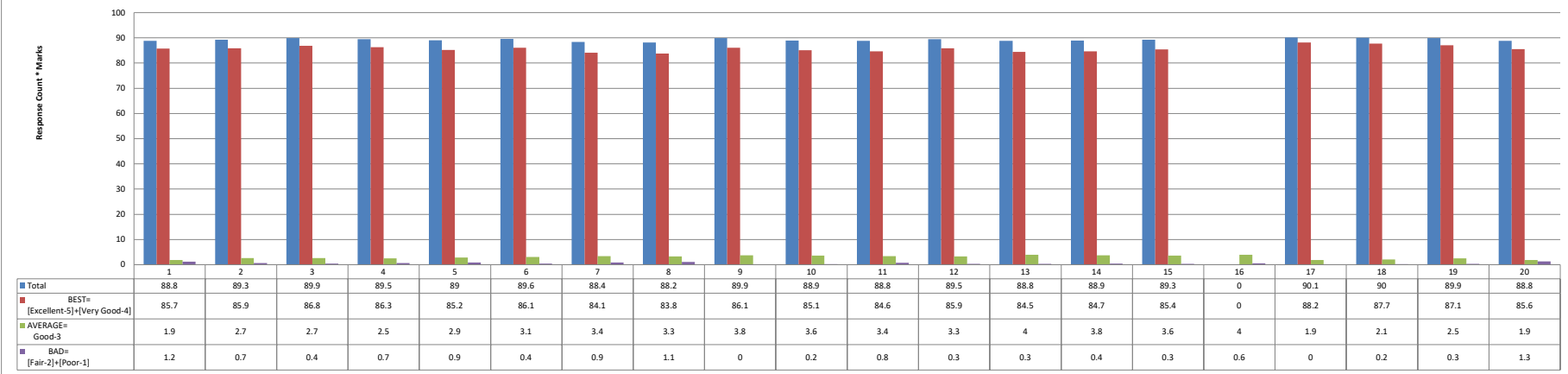


Fig.-6: Analysis



PART - E

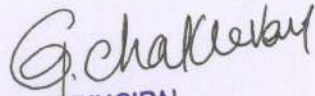
Most Positive and Negative Response Feedback Questions - Analysis and Action Taken

Most Positive Response Feedback Questions		
Sl.No.	Q.No.	Question
P_1	3	How do you rate the relevance of the units in Syllabus relevant to the course?
P_2	4	How do you rate the relevance of the units in Syllabus
P_3	17	How do you rate the composition of the courses in terms of Basic science, Engineering science, Humanities, Discipline core, discipline elective, open elective, project etc.?

Most Negative Response Feedback Questions		
Sl.No.	Q.No.	Question
N_1	Nil	Nil

Action Taken on Negative Response Feedback Questions													
Sl.No.	Q.No.	Analysis	Action Taken	Feedback After Action Taken	Department	Program	Specialization	DAC No.	Page No.	Date	BoS No.	Page Nb.	Date
N 1	Nil	Nil	Nil	Nil	Pharmacy	B. Pharmacy	NA	Nil	Nil	Nil	Nil	Nil	Nil

Any other Recommendations / Suggestion(s) given by Student - Analysis and Action Taken														
Sl.No.	Student Details	Recommendations / Suggestion(s)	Analysis	Action Taken	Any other Remarks	Department	Program	Specialization	DAC No.	Page No.	Date	BoS No.	Page No.	Date
1	Ms. Thota. Asmitha, bearing ID No: 2101570024	Has given feedback to conduct student exchange programme in premier institute	Student can get hands on training on various instruments	Recommended to send 2 faculties and 15 students per each batch for a period of one month	Nil	Pharmacy	B. Pharmacy	NA	14	3	29-06-2023	14	3	30-06-2023


PRINCIPAL
 KL College of Pharmacy
 Koneru Lakshmaiah Educational Foundation
 (Deemed to be University)
 Green Fields, Vaddeswaram-522502
 Guntur District, Andhra Pradesh

Department of Pharmacy
Koneru Lakshmaiah Education Foundation
(K L Deemed to be University)

Student Feedback on Curriculum Analysis Report
Academic Year: 2023-2024
Semester - EVEN

PART - A

Q.No.	Excellent	Very Good	Good	Fair	Poor	Total
1	155	134	10	9	0	308
2	157	132	14	5	0	308
3	163	128	14	3	0	308
4	160	130	13	5	0	308
5	159	127	15	7	0	308
6	161	128	16	3	0	308
7	154	129	18	7	0	308
8	149	134	17	8	0	308
9	165	123	20	0	0	308
10	154	133	19	0	2	308
11	158	126	18	6	0	308
12	157	132	17	1	1	308
13	161	122	21	0	4	308
14	159	125	20	1	3	308
15	158	129	19	2	0	308
16	158	123	21	3	3	308
17	158	140	10	0	0	308
18	159	137	11	1	0	308
19	162	131	13	2	0	308
20	157	131	10	9	1	308
AVERAGE	159	130	16	4	1	308
Feedback Average Out of 5 Marks					4.46	

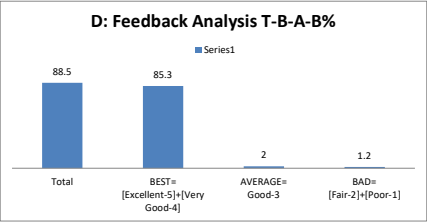
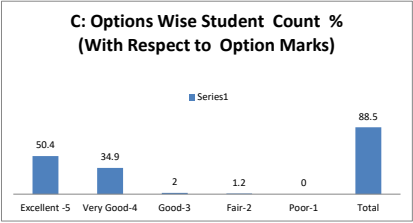
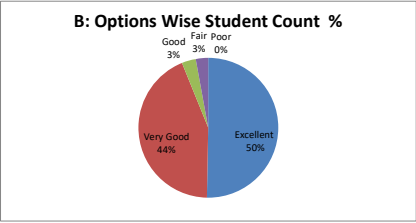
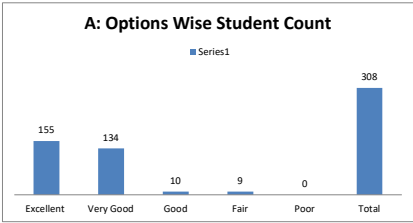
PART - B

Questions and Options						
Each Question Feedback Average out of 5 Scale						
Q.NO.1	How do you rate the sequence of the Courses that you have studied are in sequence to what you have studied in the previous semester?					4.42
OPTIONS	Excellent	Very Good	Good	Average	Poor	
Q.NO.2	How do you rate the syllabus of the courses that you have studied in relation to the competencies expected out of the course?					4.44
OPTIONS	Excellent	Very Good	Good	Average	Poor	
Q.NO.3	How do you rate the relevance of the units in Syllabus relevant to the course?					4.47
OPTIONS	Excellent	Very Good	Good	Average	Poor	
Q.NO.4	How do you rate the relevance of the units in Syllabus					4.45
OPTIONS	Excellent	Very Good	Good	Average	Poor	
Q.NO.5	How do you rate the allocation of the credits to the courses?					4.43
OPTIONS	Excellent	Very Good	Good	Average	Poor	
Q.NO.6	How do you rate the distribution of the contact hours among the course components (L-T-P)?					4.46
OPTIONS	Excellent	Very Good	Good	Average	Poor	
Q.NO.7	How do you rate the offering of the electives in terms of their relevance to the specialization streams?					4.4
OPTIONS	Excellent	Very Good	Good	Average	Poor	
Q.NO.8	How do you rate the electives offered in relation to the Technological advancements?					4.38
OPTIONS	Excellent	Very Good	Good	Average	Poor	
Q.No.9	How do you rate the relevance of the Text Books and reference books by their international recognition to the Courses?					4.48
OPTIONS	Excellent	Very Good	Good	Average	Poor	
Q.NO.10	Rate the Size of syllabus in terms of the load on the student					4.42
OPTIONS	Excellent	Very Good	Good	Average	Poor	
Q.NO.11	Rate the courses in terms of extra learning or self learning considering the design of the courses					4.42
OPTIONS	Excellent	Very Good	Good	Average	Poor	
Q.NO.12	Rate the courses in terms of sequence of offering considering whether the preceding courses have been covered.					4.44
OPTIONS	Excellent	Very Good	Good	Average	Poor	
Q.NO.13	How do you Rate the loading of the courses in a semester?					4.42
OPTIONS	Excellent	Very Good	Good	Average	Poor	
Q.NO.14	How do you rate the evaluation scheme designed for each of the course?					4.42
OPTIONS	Excellent	Very Good	Good	Average	Poor	
Q.NO.15	How do you rate the objectives stated for each of the course?					4.44
OPTIONS	Excellent	Very Good	Good	Average	Poor	
Q.NO.16	How do you rate competencies expected out of the course?					4.4
OPTIONS	Excellent	Very Good	Good	Average	Poor	
Q.NO.17	How do you rate the composition of the courses in terms of Basic science, Engineering science, Humanities, Discipline core, discipline elective, open elective, project etc.?					4.49
OPTIONS	Excellent	Very Good	Good	Average	Poor	
Q.NO.18	How do you rate the percentage of courses having LAB components?					4.48
OPTIONS	Excellent	Very Good	Good	Average	Poor	
Q.NO.19	How do you rate the domain used for designing the experiments for the LAB components?					4.48
OPTIONS	Excellent	Very Good	Good	Average	Poor	
Q.NO.20	How do you rate the experiments in relation to the real life Applications?					4.41
OPTIONS	Excellent	Very Good	Good	Average	Poor	

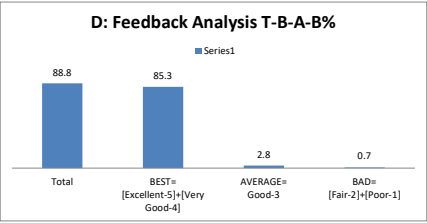
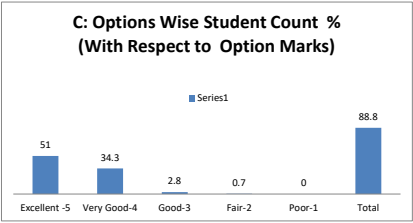
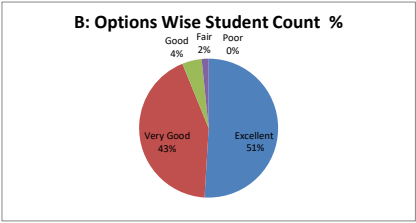
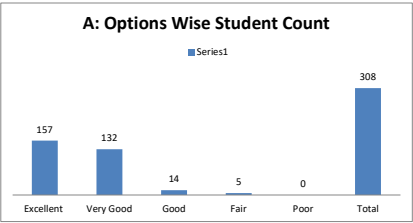
PART - C

Question Wise Analysis

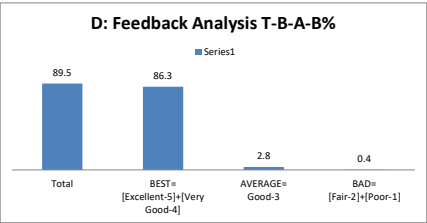
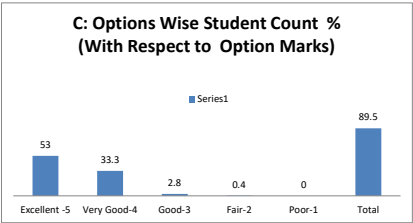
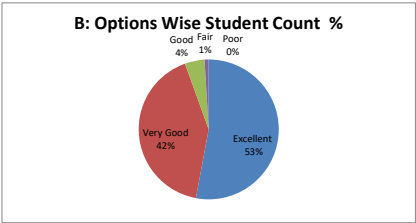
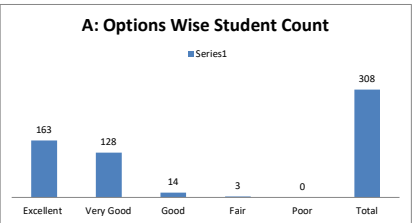
Q.NO.1	How do you rate the sequence of the Courses that you have studied are in sequence to what you have studied in the previous semester?					
OPTIONS	A	B	C	D	E	Student
	Excellent	Very Good	Good	Average	Poor	
Result	155	134	10	9	0	308
	Excellent	Very Good	Good	Fair	Poor	Total



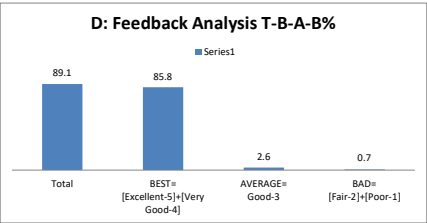
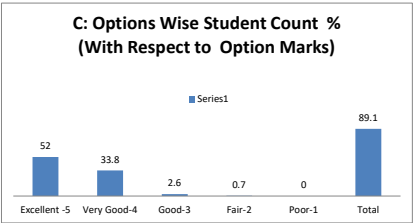
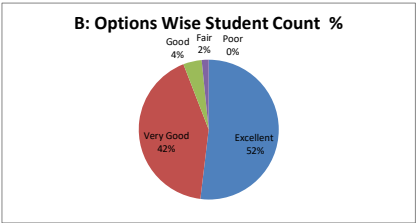
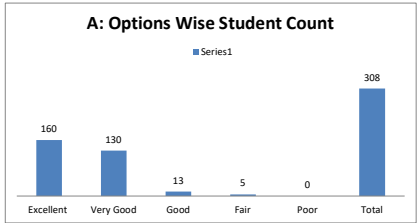
Q.NO.2	How do you rate the syllabus of the courses that you have studied in relation to the competencies expected out of the course?					
OPTIONS	A	B	C	D	E	Student
	Excellent	Very Good	Good	Average	Poor	
Result	157	132	14	5	0	308
	Excellent	Very Good	Good	Fair	Poor	Total



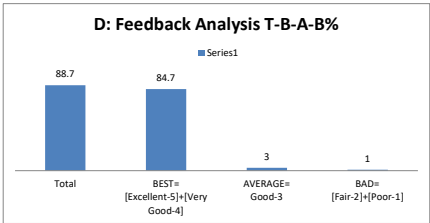
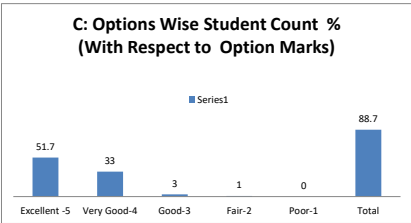
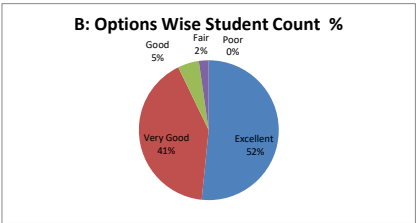
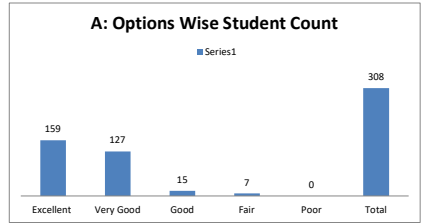
Q.NO.3	How do you rate the relevance of the units in Syllabus relevant to the course?					
OPTIONS	A	B	C	D	E	Student
	Excellent	Very Good	Good	Average	Poor	
Result	163	128	14	3	0	308
	Excellent	Very Good	Good	Fair	Poor	Total



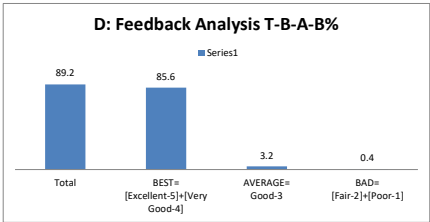
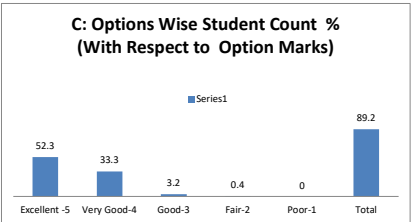
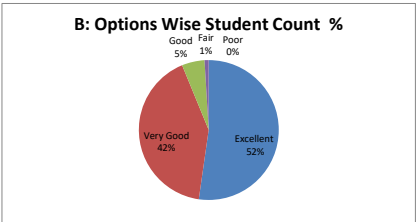
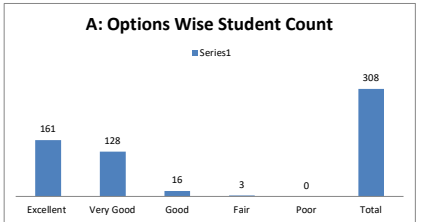
Q.NO.4	How do you rate the relevance of the units in Syllabus					
OPTIONS	A	B	C	D	E	Student
	Excellent	Very Good	Good	Average	Poor	
Result	160	130	13	5	0	308
	Excellent	Very Good	Good	Fair	Poor	Total



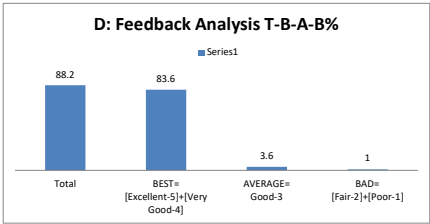
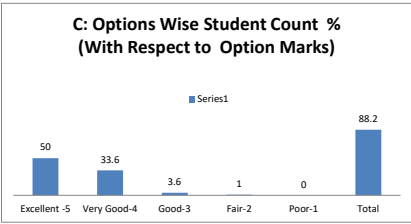
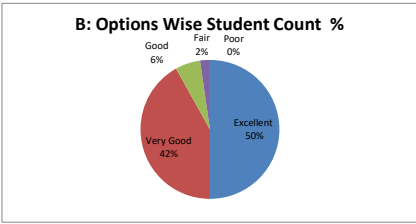
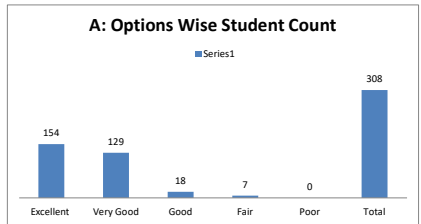
Q.NO.5	How do you rate the allocation of the credits to the courses?					
OPTIONS	A	B	C	D	E	Student
	Excellent	Very Good	Good	Average	Poor	
Result	159	127	15	7	0	308
	Excellent	Very Good	Good	Fair	Poor	Total



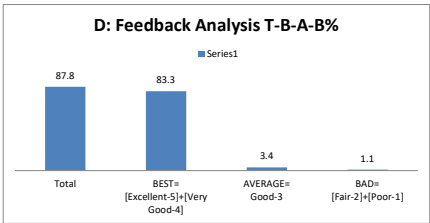
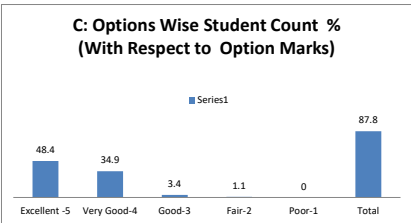
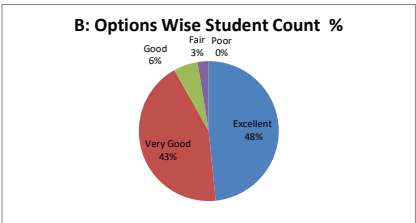
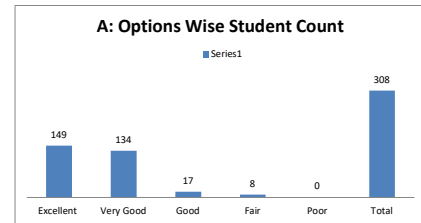
Q.NO.6	How do you rate the distribution of the contact hours among the course components (L-T-P)?					
OPTIONS	A	B	C	D	E	Student
	Excellent	Very Good	Good	Average	Poor	
Result	161	128	16	3	0	308
	Excellent	Very Good	Good	Fair	Poor	Total



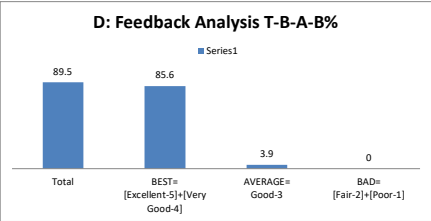
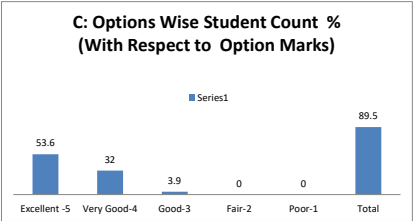
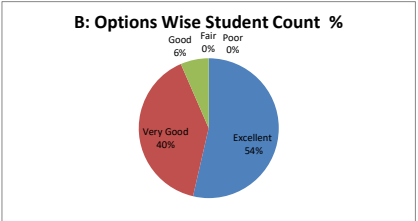
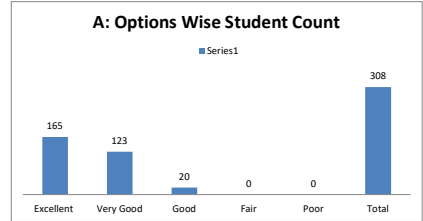
Q.NO.7	How do you rate the offering of the electives in terms of their relevance to the specialization streams?					
OPTIONS	A	B	C	D	E	Student
	Excellent	Very Good	Good	Average	Poor	
Result	154	129	18	7	0	308
	Excellent	Very Good	Good	Fair	Poor	Total



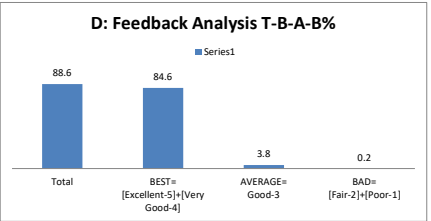
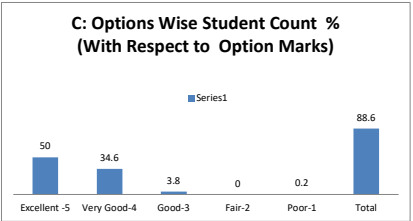
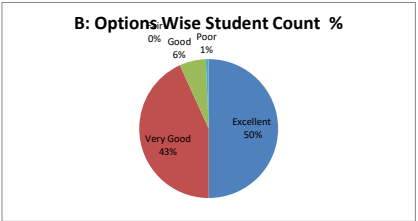
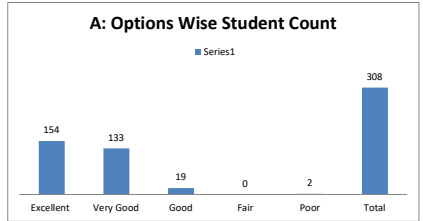
Q.NO.8	ffered in relation to the Technological advancements?					
OPTIONS	A	B	C	D	E	Student
	Excellent	Very Good	Good	Average	Poor	
Result	149	134	17	8	0	308
	Excellent	Very Good	Good	Fair	Poor	Total



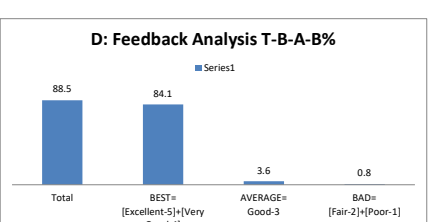
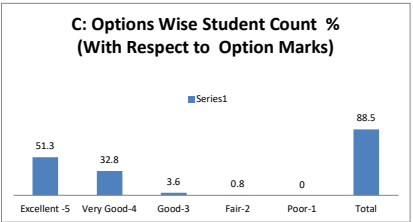
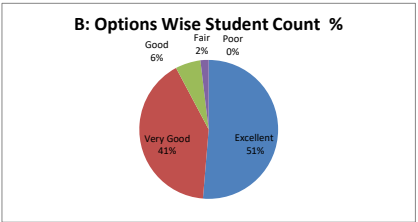
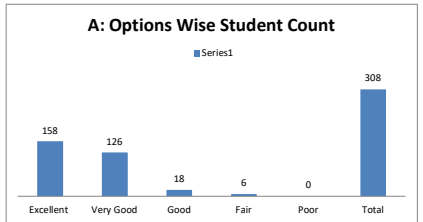
Q.No.9	How do you rate the relevance of the Text Books and reference books by their international recognition to the Courses?					
OPTIONS	A	B	C	D	E	Student
	Excellent	Very Good	Good	Average	Poor	
Result	165	123	20	0	0	308
	Excellent	Very Good	Good	Fair	Poor	Total



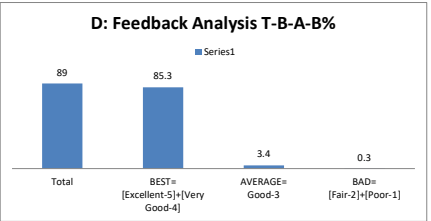
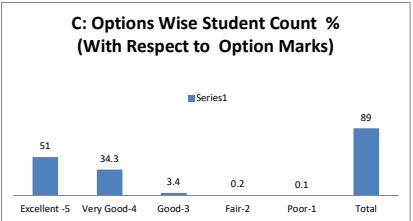
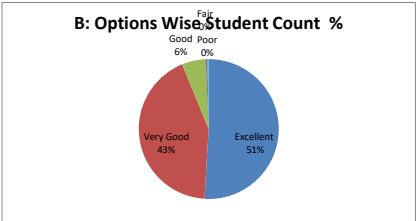
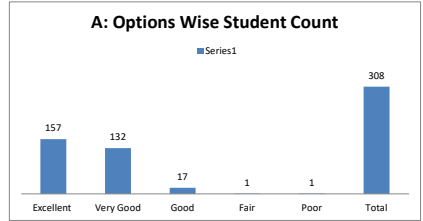
Q.NO.10	Rate the Size of syllabus in terms of the load on the student					
OPTIONS	A	B	C	D	E	Student
	Excellent	Very Good	Good	Average	Poor	
Result	154	133	19	0	2	308
	Excellent	Very Good	Good	Fair	Poor	Total



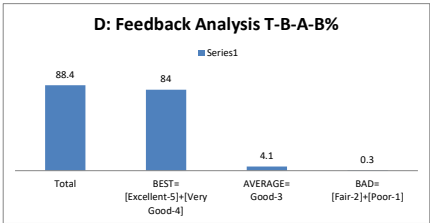
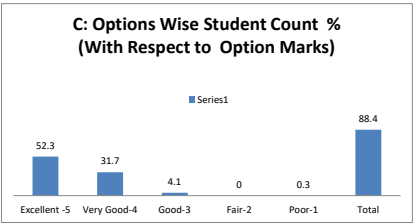
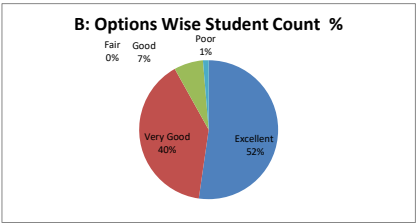
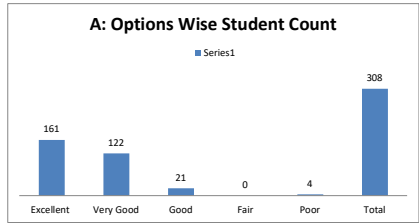
Q.NO.11	Rate the courses in terms of extra learning or self learning considering the design of the courses					
OPTIONS	A	B	C	D	E	Student
	Excellent	Very Good	Good	Average	Poor	
Result	158	126	18	6	0	308
	Excellent	Very Good	Good	Fair	Poor	Total



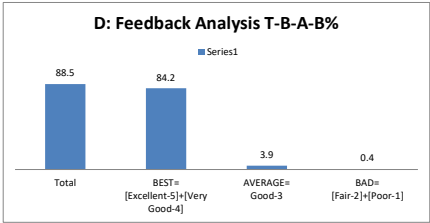
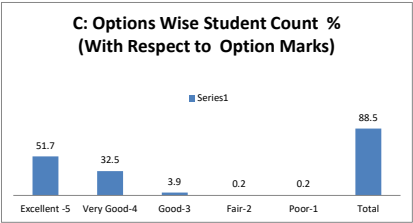
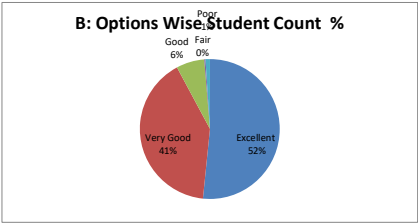
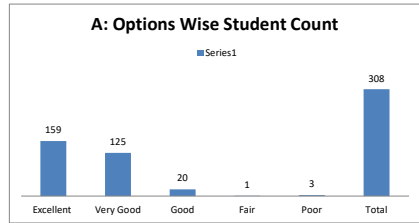
Q.NO.12	Rate the courses in terms of sequence of offering considering whether the preceding courses have been covered.					
OPTIONS	A	B	C	D	E	Student
	Excellent	Very Good	Good	Average	Poor	
Result	157	132	17	1	1	308
	Excellent	Very Good	Good	Fair	Poor	Total



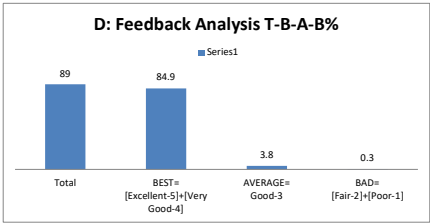
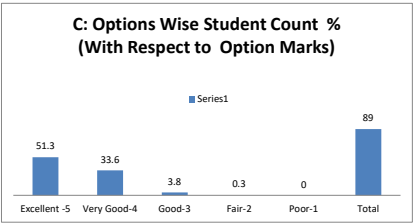
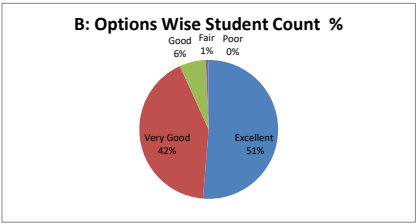
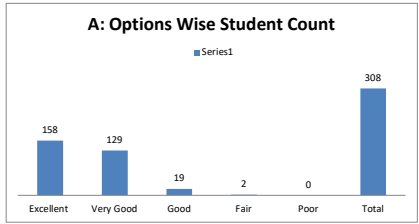
Q.NO.13	How do you Rate the loading of the courses in a semester?					
OPTIONS	A	B	C	D	E	Student
	Excellent	Very Good	Good	Average	Poor	
Result	161	122	21	0	4	308
	Excellent	Very Good	Good	Fair	Poor	Total



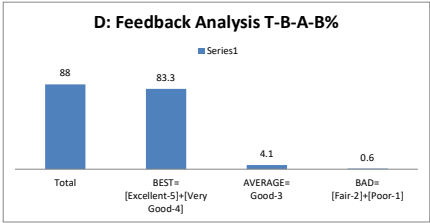
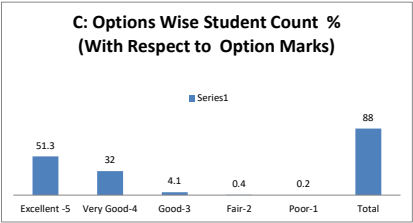
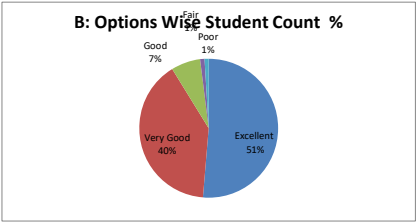
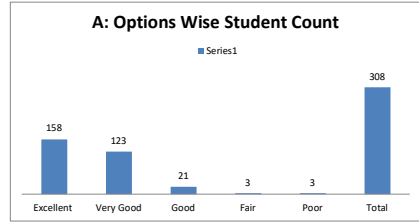
Q.NO.14	How do you rate the evaluation scheme designed for each of the course?					
OPTIONS	A	B	C	D	E	Student
	Excellent	Very Good	Good	Average	Poor	
Result	159	125	20	1	3	308
	Excellent	Very Good	Good	Fair	Poor	Total



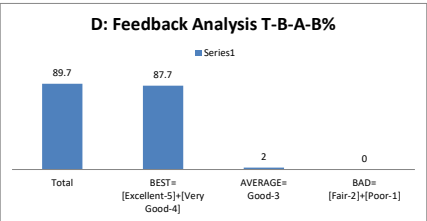
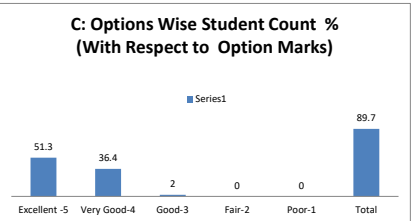
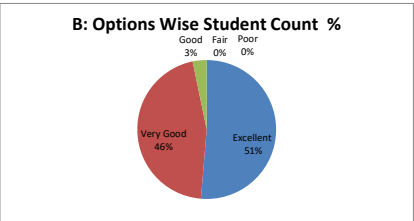
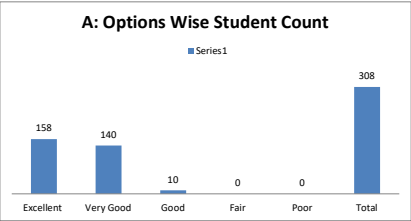
Q.NO.15	How do you rate the objectives stated for each of the course?					
OPTIONS	A	B	C	D	E	Student
	Excellent	Very Good	Good	Average	Poor	
Result	158	129	19	2	0	308
	Excellent	Very Good	Good	Fair	Poor	Total



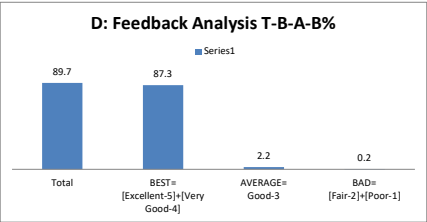
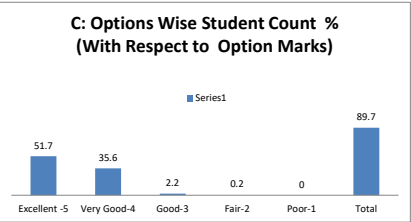
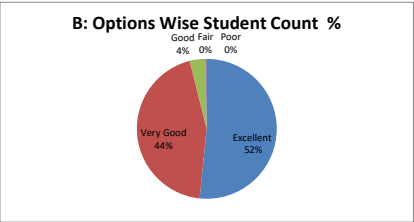
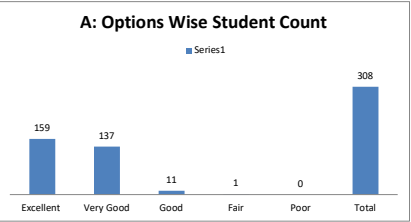
Q.NO.16	How do you rate competencies expected out of the course?					
OPTIONS	A	B	C	D	E	Student
	Excellent	Very Good	Good	Average	Poor	
Result	158	123	21	3	3	308
	Excellent	Very Good	Good	Fair	Poor	Total



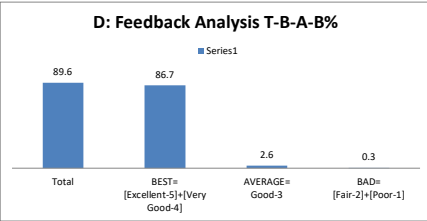
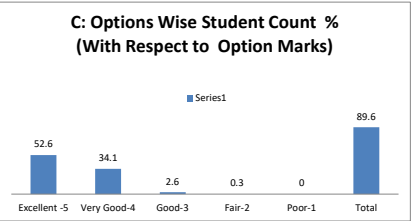
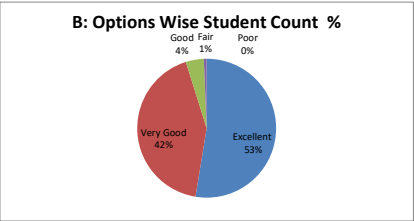
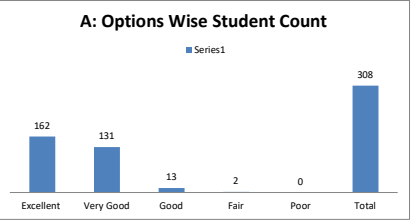
Q.NO.17	How do you rate the composition of the courses in terms of Basic science, Engineering science, Humanities, Discipline core, discipline elective, open elective, project etc. ?					
OPTIONS	A	B	C	D	E	Student
	Excellent	Very Good	Good	Average	Poor	
Result	158	140	10	0	0	308
	Excellent	Very Good	Good	Fair	Poor	Total



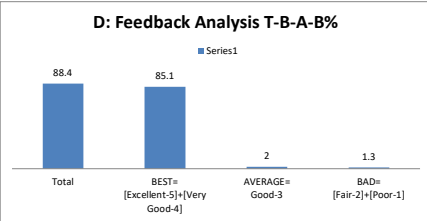
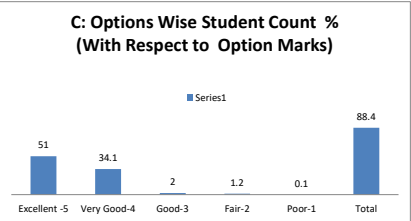
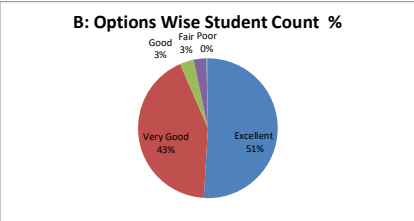
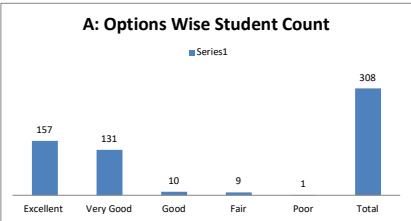
Q.NO.18	How do you rate the percentage of courses having LAB components?					
OPTIONS	A	B	C	D	E	Student
	Excellent	Very Good	Good	Average	Poor	
Result	159	137	11	1	0	308
	Excellent	Very Good	Good	Fair	Poor	Total



Q.NO.19	How do you rate the domain used for designing the experiments for the LAB components?					
OPTIONS	A	B	C	D	E	Student
	Excellent	Very Good	Good	Average	Poor	
Result	162	131	13	2	0	308
	Excellent	Very Good	Good	Fair	Poor	Total



Q.NO.20	How do you rate the experiments in relation to the real life Applications?					
OPTIONS	A	B	C	D	E	Student
	Excellent	Very Good	Good	Average	Poor	
Result	157	131	10	9	1	308
	Excellent	Very Good	Good	Fair	Poor	Total



Student Feedback on Curriculum Overall Analysis

Fig.-1: Total Questions Option wise Student Average Count

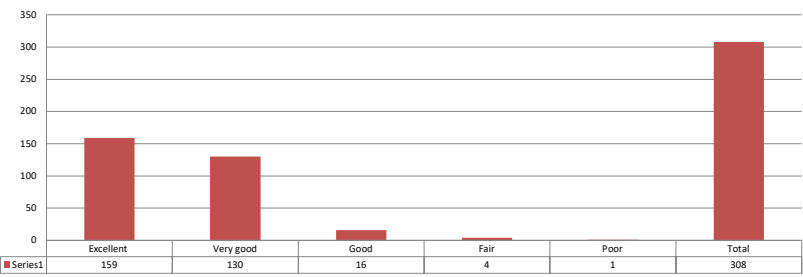


Fig.-2: Total Questions Option wise Student Average Percentage

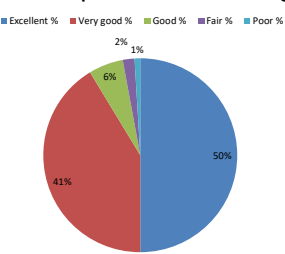


Fig.-3: Each question Options with Student Count

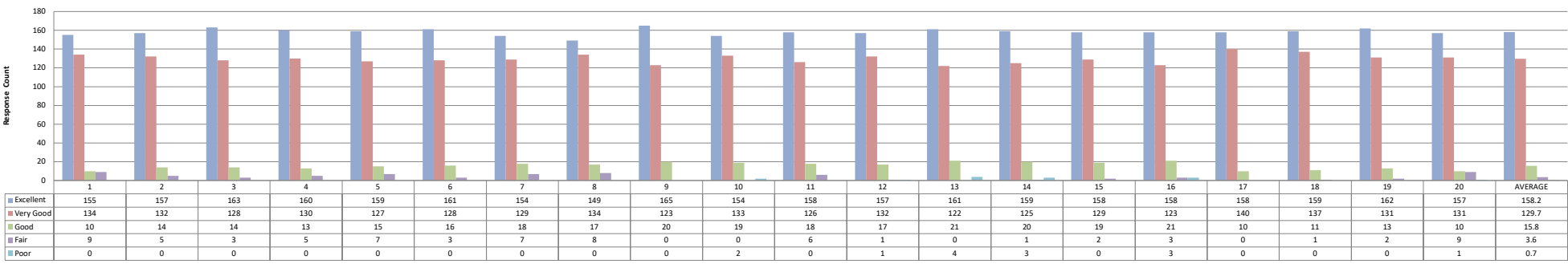


Fig.-4: Each question Options With Student Count Percentage

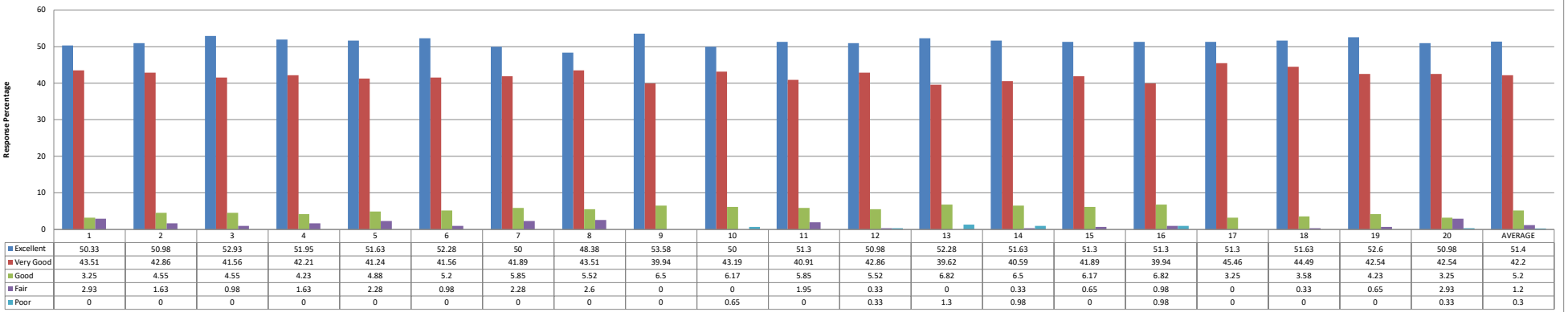


Fig. - 5: Each question Options Student Count Percentage with Marks

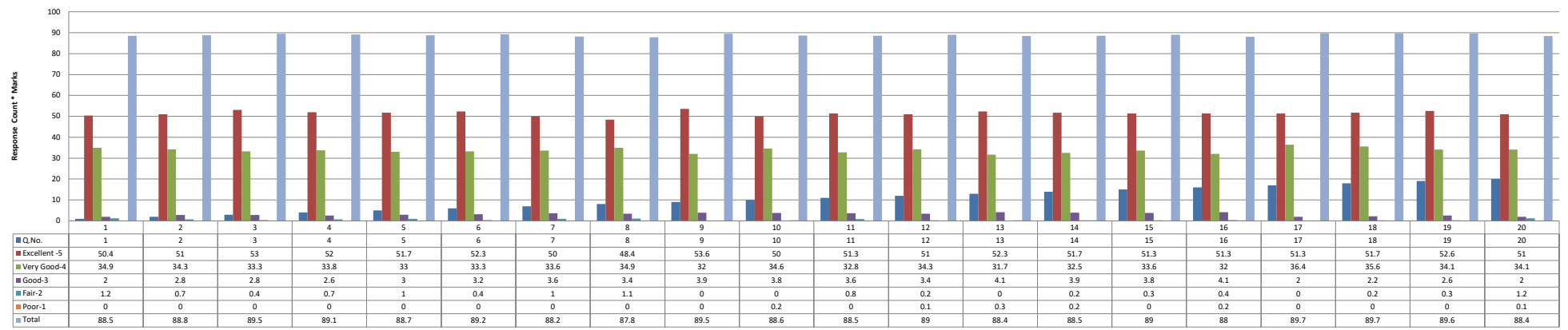
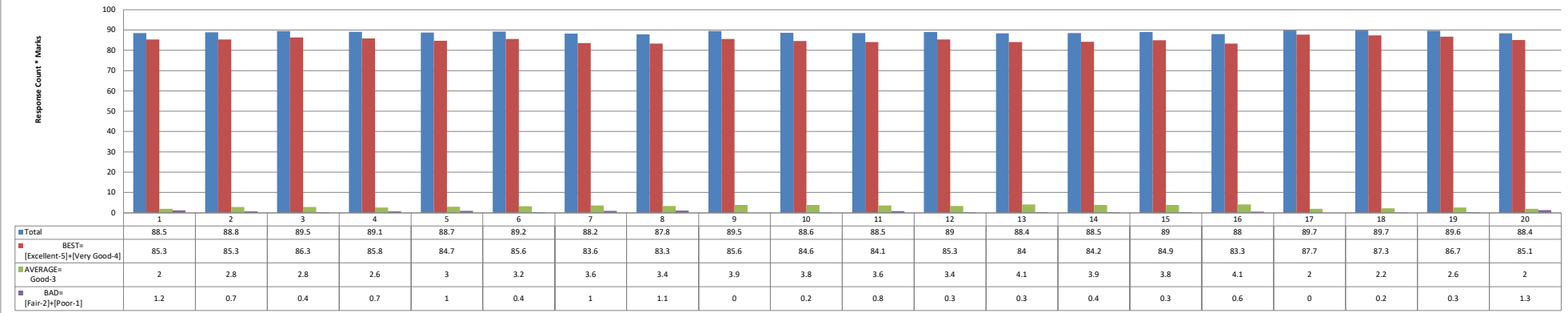


Fig.-6: Analysis



PART - E

Most Positive and Negative Response Feedback Questions - Analysis and Action Taken


Most Positive Response Feedback Questions		
Sl.No.	Q.No.	Question
P_1	3	How do you rate the relevance of the units in Syllabus relevant to the course?
P_2	4	How do you rate the relevance of the units in Syllabus
P_3	17	How do you rate the composition of the courses in terms of Basic science, Engineering science, Humanities, Discipline core, discipline elective, open elective, project etc.?

Most Negative Response Feedback Questions		
Sl.No.	Q.No.	Question
N_1	Nil	Nil

Action Taken on Negative Response Feedback Questions													
Sl.No.	Q.No.	Analysis	Action Taken	Feedback After Action Taken	Department	Program	Specialization	DAC No.	Page No.	Date	BoS No.	Page No.	Date
N_1	Nil	Nil	Nil	Nil	Pharmacy	B. Pharmacy	NA	Nil	Nil	Nil	Nil	Nil	Nil

Any other Recommendations / Suggestion(s) given by Student - Analysis and Action Taken

Sl.No.	Student Details	Recommendations / Suggestion(s)	Analysis	Action Taken	Any other Remarks	Department	Program	Specialization	DAC No.	Page No.	Date	BoS No.	Page No.	Date
1	Samudrala Raghavendra Aswanth bearing Id No: 2100530007	Suggested to provide more industrial visits to increase the exposure on various latest trends	By providing more industrial visits students will get insights regarding the latest trends in the pharmaceutical industries	It is recommended and instructed the concerned faculty to plan more industrial visits in the upcoming semester	Nil	Pharmacy	B. Pharmacy	NA	15	2	11-11-2023	15	3	16-11-2023


 PRINCIPAL
 KL College of Pharmacy
 Koneru Lakshmaiah Educational Foundation
 (Deemed to be University)
 Green Fields, Vaddeswaram-522502
 Guntur District, Andhra Pradesh.

Department of Pharmacy
Koneru Lakshmaiah Education Foundation
(K L Deemed to be University)

Faculty Feedback on Curriculum Analysis Report

Academic Year: 2023-2024

Semester - ODD

PART - A

Q.No.	Excellent	Very Good	Good	Fair	Poor	Total
1	32	4	0	0	1	37
2	29	7	1	0	0	37
3	31	5	0	0	1	37
4	27	8	0	1	1	37
5	30	6	0	0	1	37
6	27	7	2	0	1	37
7	28	8	0	0	1	37
8	29	6	1	0	1	37
9	30	6	0	0	1	37
10	27	9	0	0	1	37
AVERAGE	29	7	1	1	1	37
Feedback Average Out of 5 Marks					4.68	

PART - B

Questions and Options

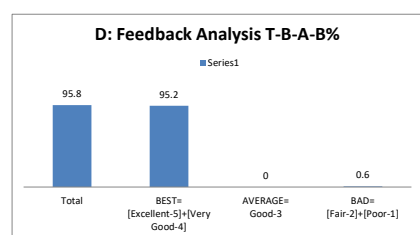
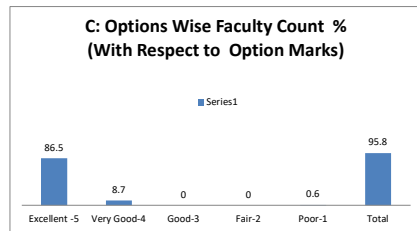
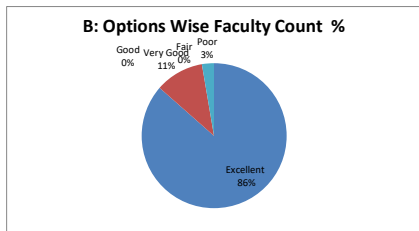
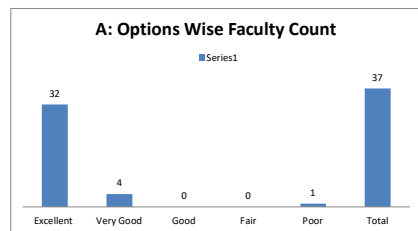
Each Question Feedback Average out of 5 Scale

Q.NO.1	Aims and objectives of the syllabi are well defined and clear to teachers and students.					4.79
OPTIONS	Strongly Agree	Agree	Not Sure	Disagree	Strongly Disagree	
Q.NO.2	The curriculum provides opportunity for the conducting research and project related activities.					4.76
OPTIONS	Strongly Agree	Agree	Not Sure	Disagree	Strongly Disagree	
Q.NO.3	The depth of the course content is adequate to have significant learning outcomes.					4.76
OPTIONS	Strongly Agree	Agree	Not Sure	Disagree	Strongly Disagree	
Q.NO.4	The opinion of the faculty members are taken in to account during curriculum revision.					4.6
OPTIONS	Strongly Agree	Agree	Not Sure	Disagree	Strongly Disagree	
Q.NO.5	The learning outcomes of the curriculum are of local, national and global standard.					4.73
OPTIONS	Strongly Agree	Agree	Not Sure	Disagree	Strongly Disagree	
Q.NO.6	The pre-requisite courses are appropriate for this course.					4.6
OPTIONS	Strongly Agree	Agree	Not Sure	Disagree	Strongly Disagree	
Q.NO.7	The students attain the POs, COs and PSOs satisfactorily.					4.68
OPTIONS	Strongly Agree	Agree	Not Sure	Disagree	Strongly Disagree	
Q.NO.8	The curriculum has the potential in developing the habit of self learning among the students.					4.68
OPTIONS	Strongly Agree	Agree	Not Sure	Disagree	Strongly Disagree	
Q.No.9	The course/syllabus has a good balance between theory and Laboratory-work.					4.73
OPTIONS	Strongly Agree	Agree	Not Sure	Disagree	Strongly Disagree	
Q.NO.10	Evaluation of the course is appropriate to discriminate the students.					4.65
OPTIONS	Strongly Agree	Agree	Not Sure	Disagree	Strongly Disagree	

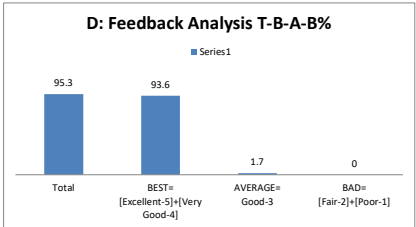
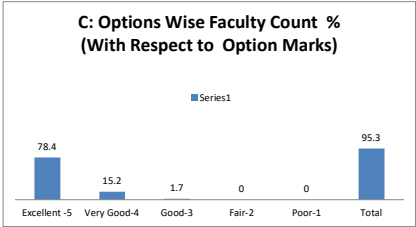
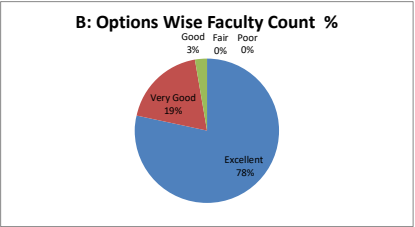
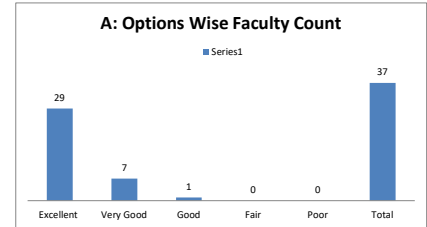
PART - C

Question Wise Analysis

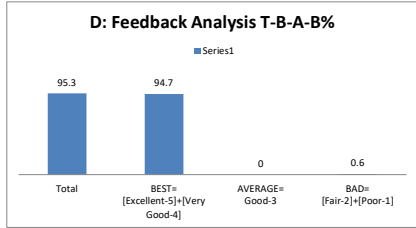
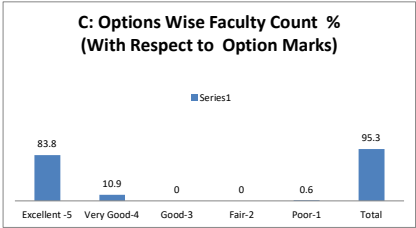
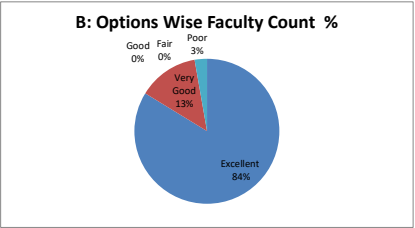
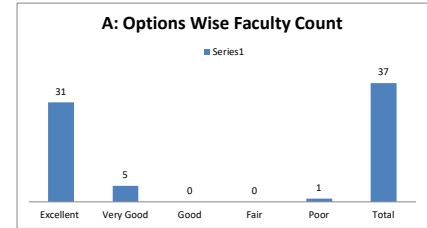
Q.NO.1	Aims and objectives of the syllabi are well defined and clear to teachers and students.					Faculty
OPTIONS	A	B	C	D	E	
	Strongly Agree	Agree	Not Sure	Disagree	Strongly Disagree	
Result	32	4	0	0	1	37
	Excellent	Very Good	Good	Fair	Poor	Total



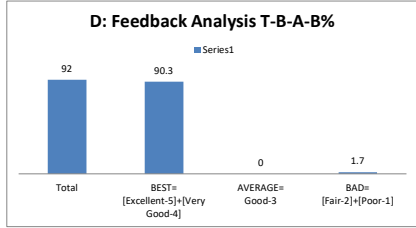
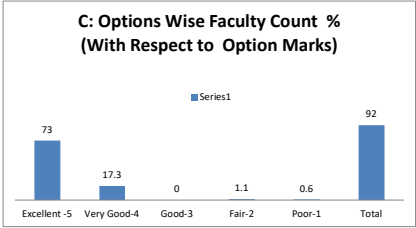
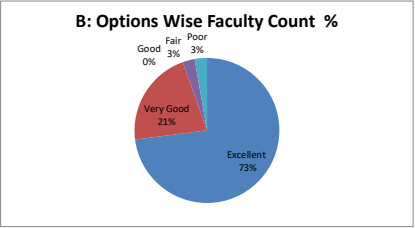
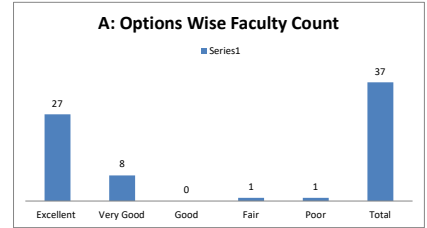
Q.NO.2	The curriculum provides opportunity for the conducting research and project related activities.					
OPTIONS	A	B	C	D	E	Faculty
	Strongly Agree	Agree	Not Sure	Disagree	Strongly Disagree	
Result	29	7	1	0	0	37
	Excellent	Very Good	Good	Fair	Poor	Total



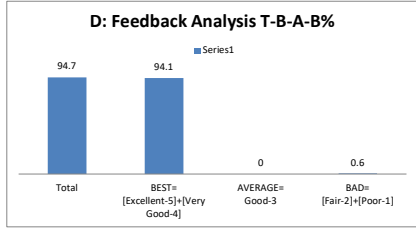
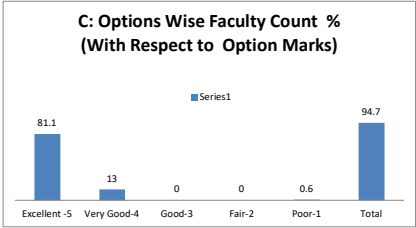
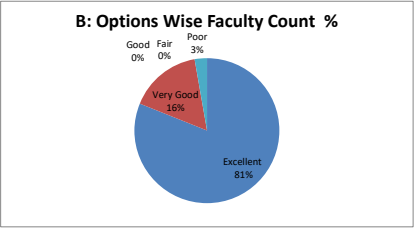
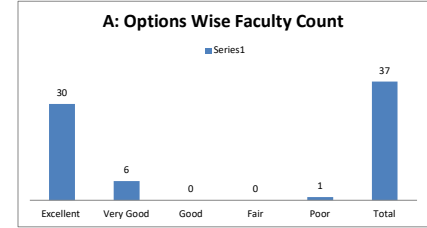
Q.NO.3	The depth of the course content is adequate to have significant learning outcomes.					
OPTIONS	A	B	C	D	E	Faculty
	Strongly Agree	Agree	Not Sure	Disagree	Strongly Disagree	
Result	31	5	0	1	0	37
	Excellent	Very Good	Good	Fair	Poor	Total



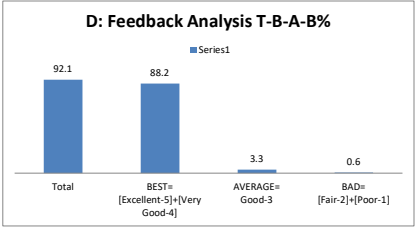
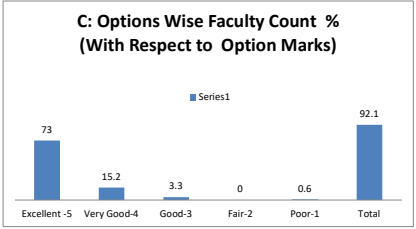
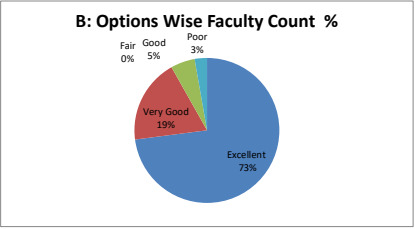
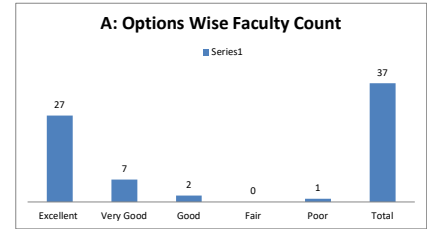
Q.NO.4	The opinion of the faculty members are taken in to account during curriculum revision.					
OPTIONS	A	B	C	D	E	Faculty
	Strongly Agree	Agree	Not Sure	Disagree	Strongly Disagree	
Result	27	8	0	1	1	37
	Excellent	Very Good	Good	Fair	Poor	Total



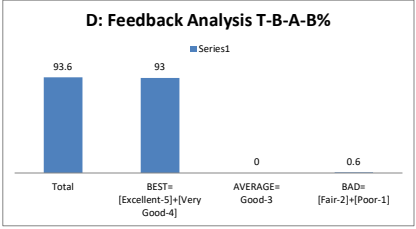
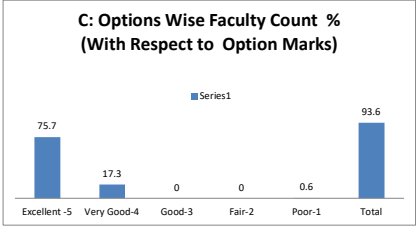
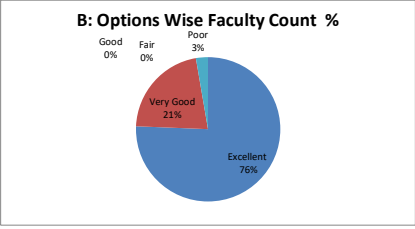
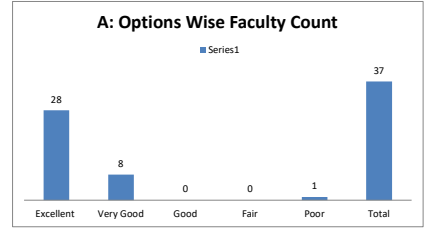
Q.NO.5	The learning outcomes of the curriculum are of local, national and global standard.					
OPTIONS	A	B	C	D	E	Faculty
	Strongly Agree	Agree	Not Sure	Disagree	Strongly Disagree	
Result	30	6	0	0	1	37
	Excellent	Very Good	Good	Fair	Poor	Total



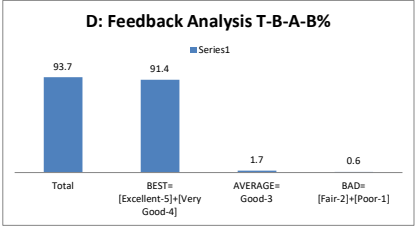
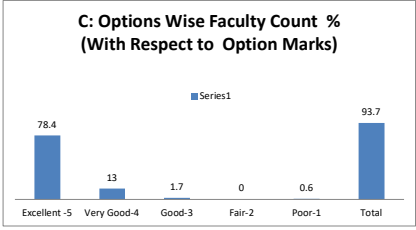
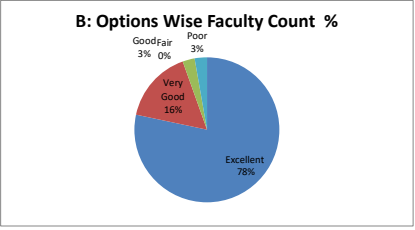
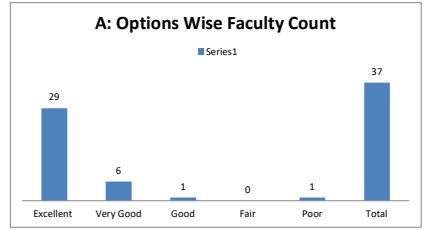
Q.NO.6	The pre-requisite courses are appropriate for this course.					
OPTIONS	A	B	C	D	E	Faculty
	Strongly Agree	Agree	Not Sure	Disagree	Strongly Disagree	
Result	27	7	2	0	1	37
	Excellent	Very Good	Good	Fair	Poor	Total



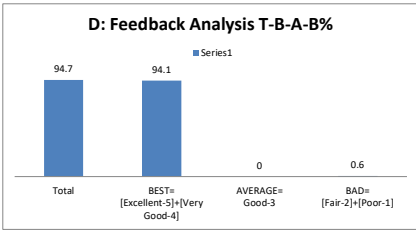
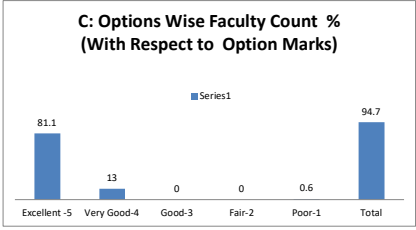
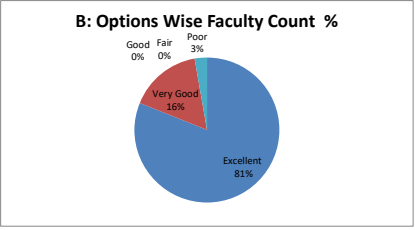
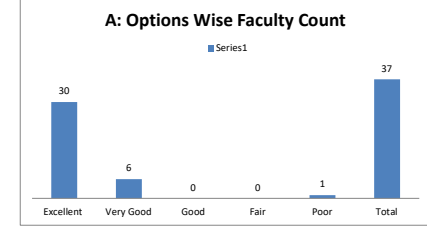
Q.NO.7	The students attain the POs, COs and PSOs satisfactorily.					
OPTIONS	A	B	C	D	E	Faculty
	Strongly Agree	Agree	Not Sure	Disagree	Strongly Disagree	
Result	28	8	0	0	1	37
	Excellent	Very Good	Good	Fair	Poor	Total



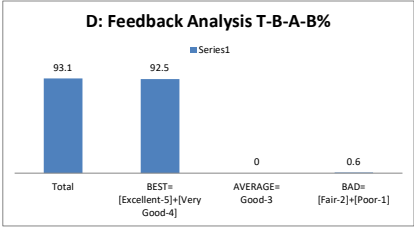
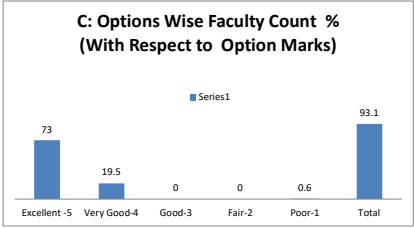
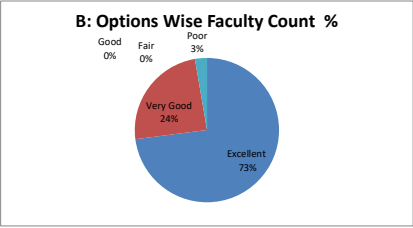
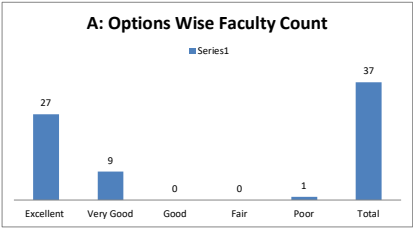
Q.NO.8	The curriculum has the potential in developing the habit of self learning among the students.					
OPTIONS	A	B	C	D	E	Faculty
	Strongly Agree	Agree	Not Sure	Disagree	Strongly Disagree	
Result	29	6	1	0	1	37
	Excellent	Very Good	Good	Fair	Poor	Total



Q.No.9	The course/syllabus has a good balance between theory and Laboratory-work.					
OPTIONS	A	B	C	D	E	Faculty
	Strongly Agree	Agree	Not Sure	Disagree	Strongly Disagree	
Result	30	6	0	0	1	37
	Excellent	Very Good	Good	Fair	Poor	Total



Q.NO.10	Evaluation of the course is appropriate to discriminate the students.					
OPTIONS	A	B	C	D	E	Faculty
	Strongly Agree	Agree	Not Sure	Disagree	Strongly Disagree	
Result	27	9	0	0	1	37
	Excellent	Very Good	Good	Fair	Poor	Total



PART - D

Faculty Feedback on Curriculum Analysis Summary

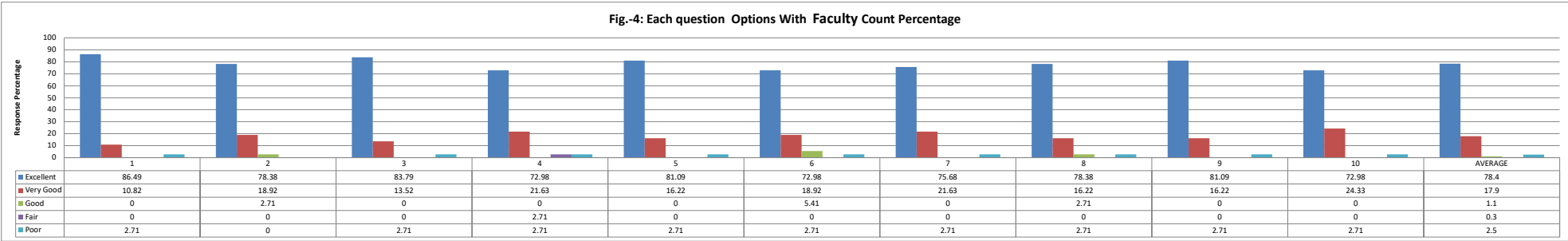
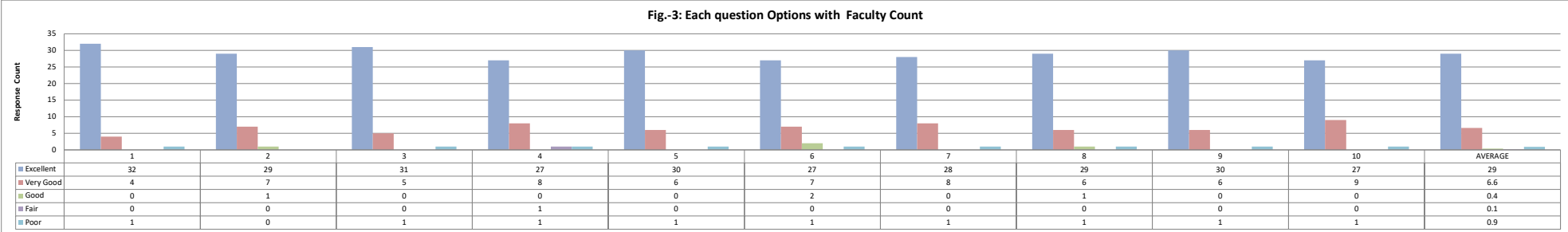
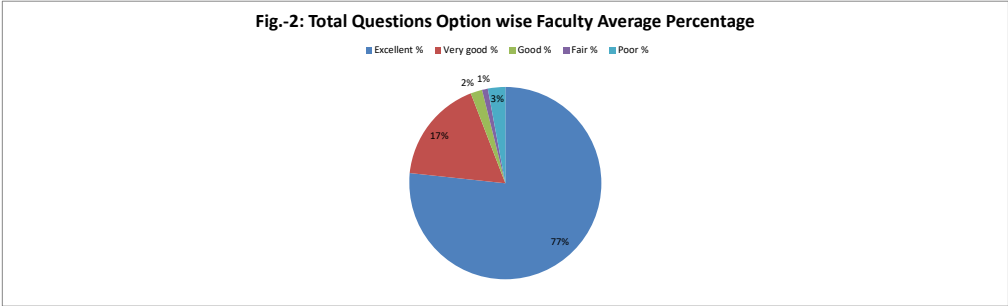
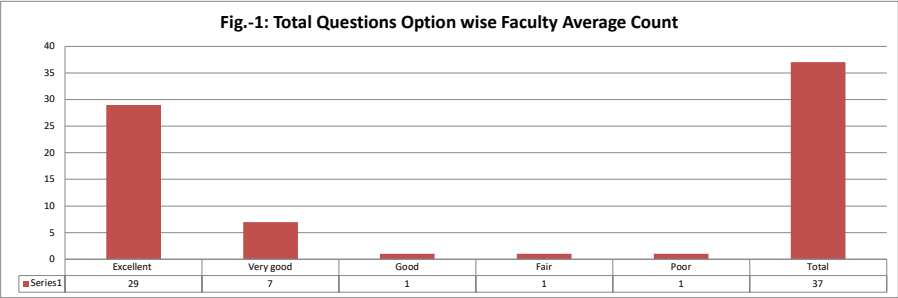


Fig. - 5: Each question Options Faculty Count Percentage with Marks

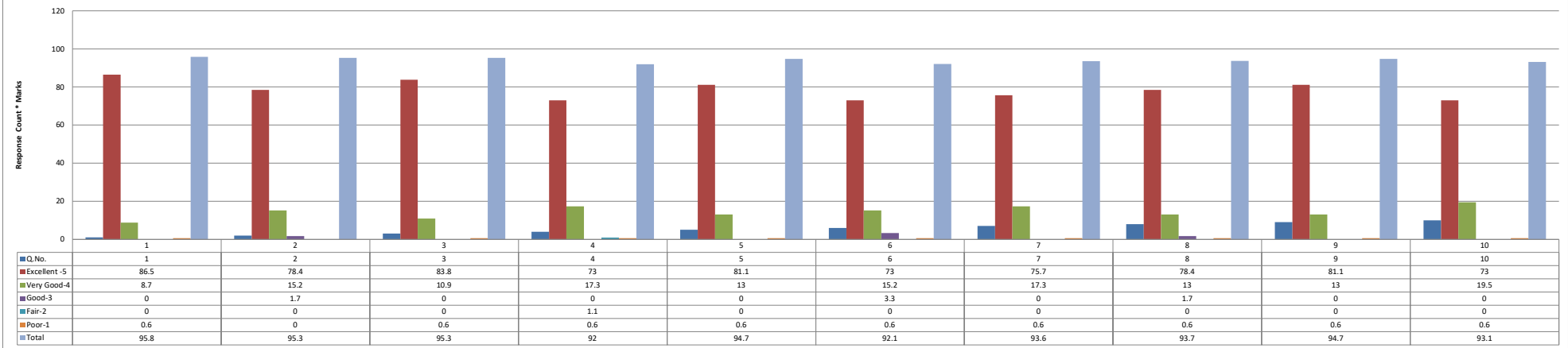
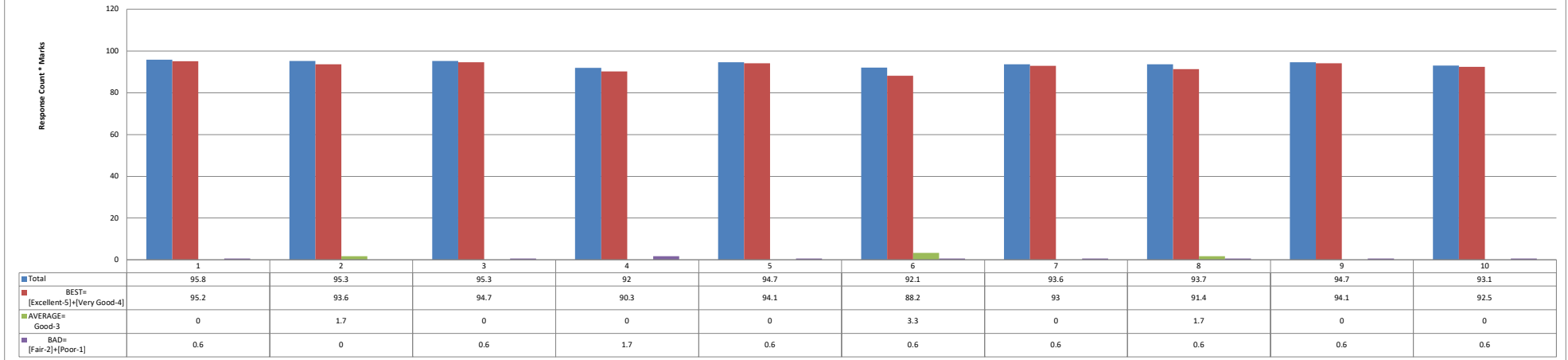


Fig-6: Analysis



PART - E

Most Positive and Negative Response Feedback Questions - Analysis and Action Taken

Most Positive Response Feedback Questions			Question
Sl.No.	Q.No.		
P_1	1	Aims and objectives of the syllabi are well defined and clear to teachers and students.	
P_2	2	The curriculum provides opportunity for the conducting research and project related activities.	
P_3	9	The course/syllabus has a good balance between theory and Laboratory-work.	
Most Negative Response Feedback Questions			Question
Sl.No.	Q.No.		
N_1	Nil	Nil	

Action Taken on Negative Response Feedback Questions													
Sl.No.	Q.No.	Analysis	Action Taken	Feedback After Action Taken	Department	Program	Specialization	DAC No.	Page No.	Date	BoS No.	Page No.	Date
N_1	Nil	Nil	Nil	Nil	Nil	Nil	NA	Nil	Nil	Nil	Nil	Nil	Nil

Any other Recommendations / Suggestion(s) given by Faculty - Analysis and Action Taken														
Sl.No.	Faculty Details	Recommendations / Suggestion(s)	Analysis	Action Taken	Any other Remarks	Department	Program	Specialization	DAC No.	Page No.	Date	BoS No.	Page No.	Date
1	Dr M Narender Emp Id: 5758	Has given the feedback to provide enough time and feasibility are required for getting certification courses.	Student can get more time to concentrate on certification courses	Recommended to set the Time table in a way that student can concentrate on certification courses in a feasible manner	Nil	Pharmacy	B. Pharmacy, M. Pharmacy and Pharm. D	NA	14	3	29-06-2023	14	3	30-06-2023

G. Chakraborty
PRINCIPAL
 KLR College of Pharmacy
 Koneru Lakshmaiah Educational Foundation,
 (Deemed to be University)
 Green Feilds, Vaddeswaram-522502
 Guntur District, Andhra Pradesh.

Department of Pharmacy
Koneru Lakshmaiah Education Foundation
(K L Deemed to be University)

Faculty Feedback on Curriculum Analysis Report
Academic Year: 2023-2024
Semester - EVEN

PART - A

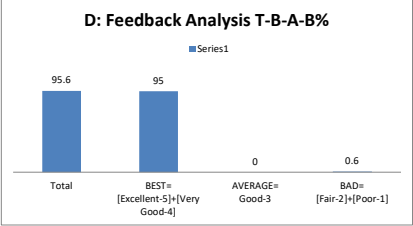
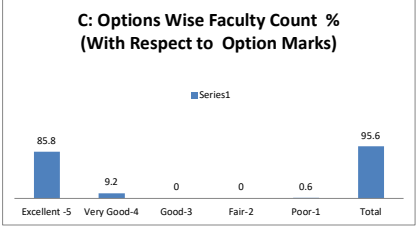
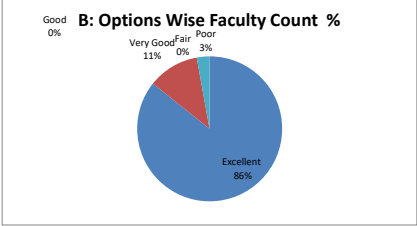
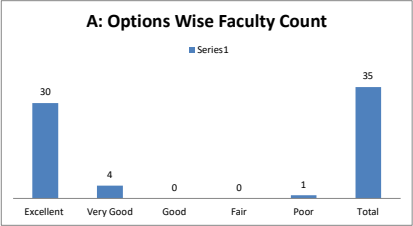
Q.No.	Excellent	Very Good	Good	Fair	Poor	Total
1	30	4	0	0	1	35
2	27	7	1	0	0	35
3	29	5	0	0	1	35
4	25	8	0	1	1	35
5	28	6	0	0	1	35
6	25	7	2	0	1	35
7	26	8	0	0	1	35
8	27	6	1	0	1	35
9	28	6	0	0	1	35
10	25	9	0	0	1	35
AVERAGE	27	7	1	1	1	35
Feedback Average Out of 5 Marks					4.83	

PART - B

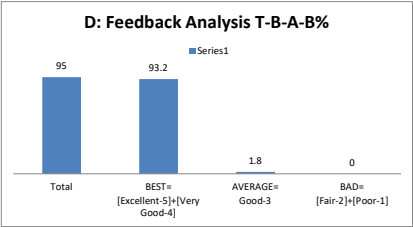
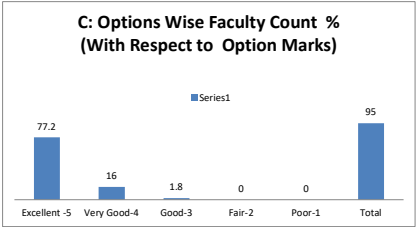
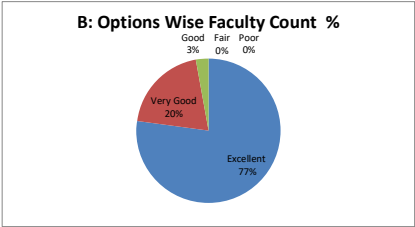
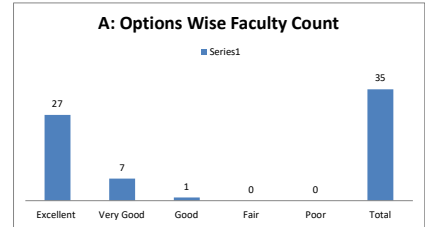
Questions and Options						
Each Question Feedback Average out of 5 Scale						
Q.NO.1	Aims and objectives of the syllabi are well defined and clear to teachers and students.					4.78
OPTIONS	Strongly Agree	Agree	Not Sure	Disagree	Strongly Disagree	
Q.NO.2	The curriculum provides opportunity for the conducting research and project related activities.					4.75
OPTIONS	Strongly Agree	Agree	Not Sure	Disagree	Strongly Disagree	
Q.NO.3	The depth of the course content is adequate to have significant learning outcomes.					4.75
OPTIONS	Strongly Agree	Agree	Not Sure	Disagree	Strongly Disagree	
Q.NO.4	he opinion of the faculty members are taken in to account during curriculum revision.					4.58
OPTIONS	Strongly Agree	Agree	Not Sure	Disagree	Strongly Disagree	
Q.NO.5	The learning outcomes of the curriculum are of local, national and global standard.					4.72
OPTIONS	Strongly Agree	Agree	Not Sure	Disagree	Strongly Disagree	
Q.NO.6	The pre-requisite courses are appropriate for this course.					4.58
OPTIONS	Strongly Agree	Agree	Not Sure	Disagree	Strongly Disagree	
Q.NO.7	The students attain the POs, COs and PSOs satisfactorily.					4.66
OPTIONS	Strongly Agree	Agree	Not Sure	Disagree	Strongly Disagree	
Q.NO.8	The curriculum has the potential in developing the habit of self learning among the students.					4.66
OPTIONS	Strongly Agree	Agree	Not Sure	Disagree	Strongly Disagree	
Q.No.9	The course/syllabus has a good balance between theory and Laboratory-work.					4.72
OPTIONS	Strongly Agree	Agree	Not Sure	Disagree	Strongly Disagree	
Q.NO.10	Evaluation of the course is appropriate to discriminate the students.					4.63
OPTIONS	Strongly Agree	Agree	Not Sure	Disagree	Strongly Disagree	

PART - C

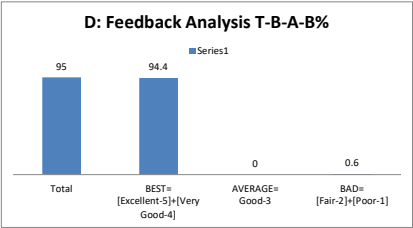
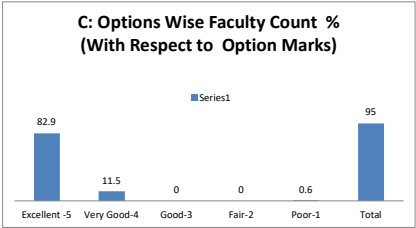
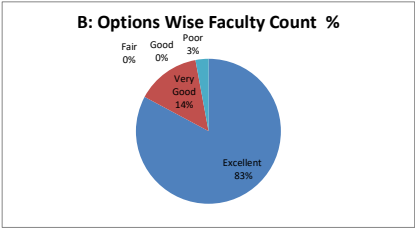
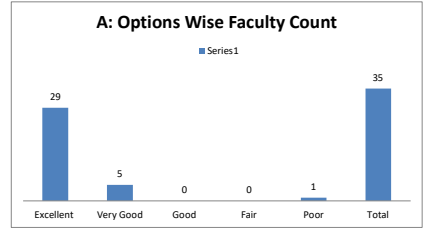
Question Wise Analysis						
Q.NO.1	Aims and objectives of the syllabi are well defined and clear to teachers and students.					Faculty
OPTIONS	A	B	C	D	E	
	Strongly Agree	Agree	Not Sure	Disagree	Strongly Disagree	
Result	30	4	0	0	1	35
	Excellent	Very Good	Good	Fair	Poor	Total



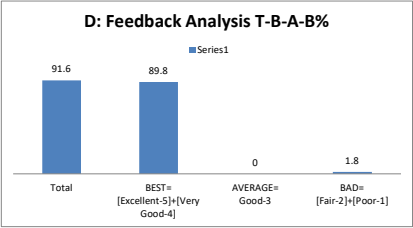
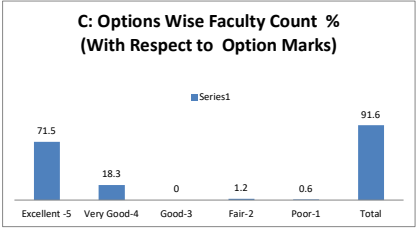
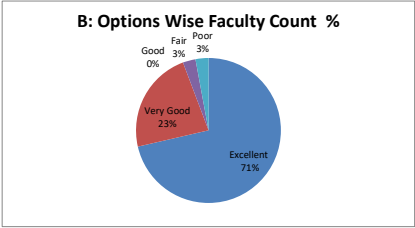
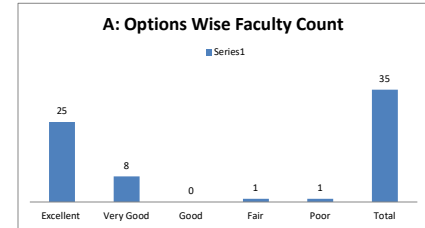
Q.NO.2	The curriculum provides opportunity for the conducting research and project related activities.					
OPTIONS	A	B	C	D	E	Faculty
	Strongly Agree	Agree	Not Sure	Disagree	Strongly Disagree	
Result	27	7	1	0	0	35
	Excellent	Very Good	Good	Fair	Poor	
Total						



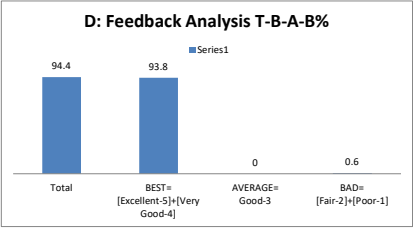
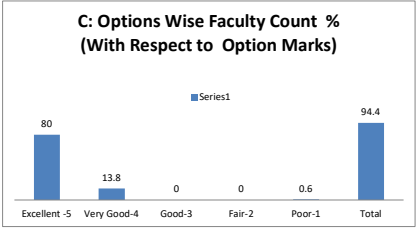
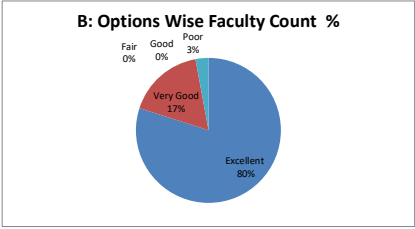
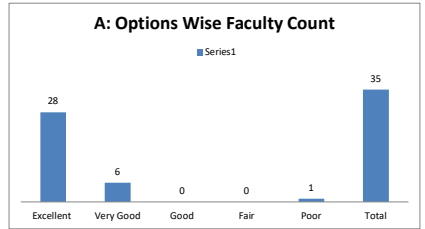
Q.NO.3	The depth of the course content is adequate to have significant learning outcomes.					
OPTIONS	A	B	C	D	E	Faculty
	Strongly Agree	Agree	Not Sure	Disagree	Strongly Disagree	
Result	29	5	0	0	1	35
	Excellent	Very Good	Good	Fair	Poor	
Total						



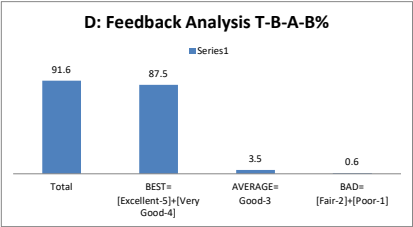
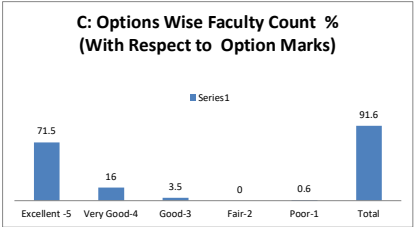
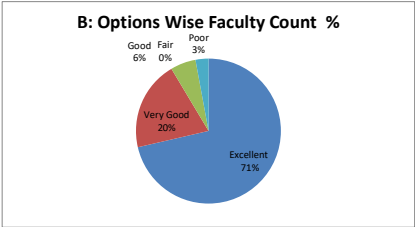
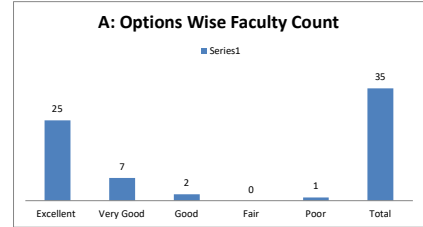
Q.NO.4	he opinion of the faculty members are taken in to account during curriculum revision.					
OPTIONS	A	B	C	D	E	Faculty
	Strongly Agree	Agree	Not Sure	Disagree	Strongly Disagree	
Result	25	8	0	1	1	35
	Excellent	Very Good	Good	Fair	Poor	
Total						



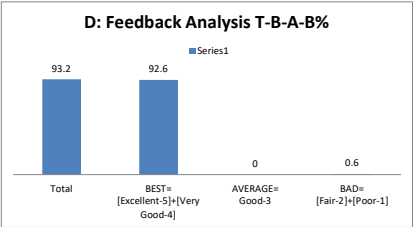
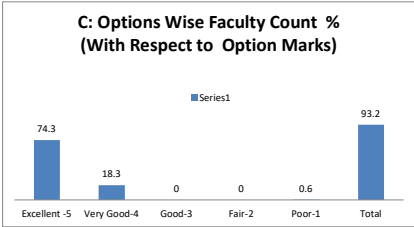
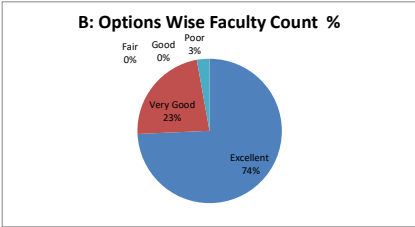
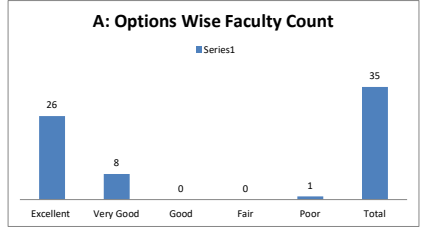
Q.NO.5	The learning outcomes of the curriculum are of local, national and global standard.					
OPTIONS	A	B	C	D	E	Faculty
	Strongly Agree	Agree	Not Sure	Disagree	Strongly Disagree	
Result	28	6	0	0	1	35
	Excellent	Very Good	Good	Fair	Poor	
Total						



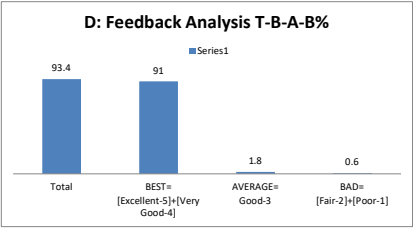
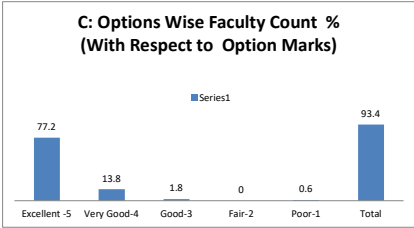
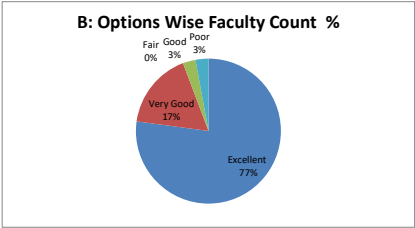
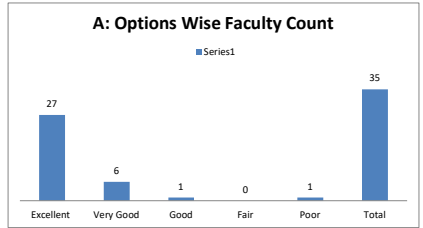
Q.NO.6	The pre-requisite courses are appropriate for this course.					
OPTIONS	A	B	C	D	E	Faculty
	Strongly Agree	Agree	Not Sure	Disagree	Strongly Disagree	
Result	25	7	2	0	1	35
	Excellent	Very Good	Good	Fair	Poor	Total



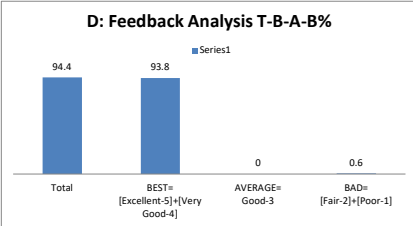
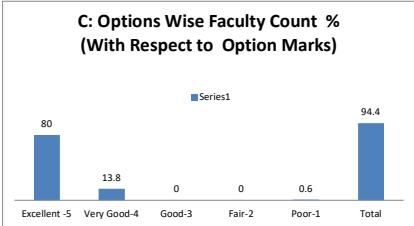
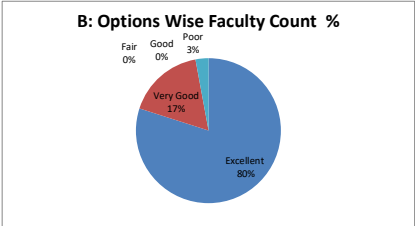
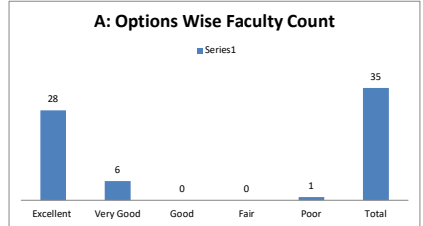
Q.NO.7	The students attain the POs, COs and PSOs satisfactorily.					
OPTIONS	A	B	C	D	E	Faculty
	Strongly Agree	Agree	Not Sure	Disagree	Strongly Disagree	
Result	26	8	0	0	1	35
	Excellent	Very Good	Good	Fair	Poor	Total



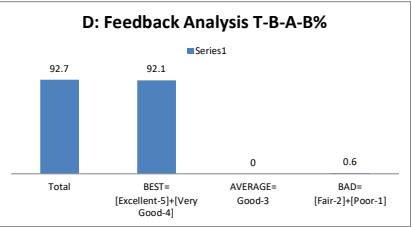
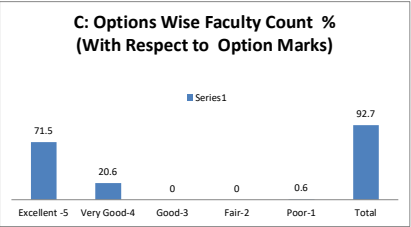
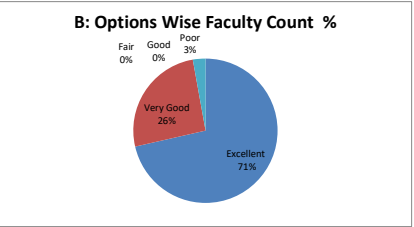
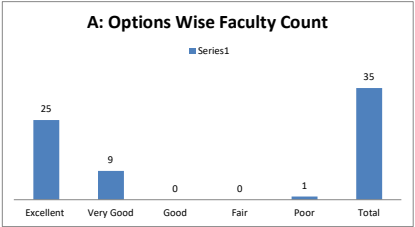
Q.NO.8	The curriculum has the potential in developing the habit of self learning among the students.					
OPTIONS	A	B	C	D	E	Faculty
	Strongly Agree	Agree	Not Sure	Disagree	Strongly Disagree	
Result	27	6	1	0	1	35
	Excellent	Very Good	Good	Fair	Poor	Total



Q.No.9	The course/syllabus has a good balance between theory and Laboratory-work.					
OPTIONS	A	B	C	D	E	Faculty
	Strongly Agree	Agree	Not Sure	Disagree	Strongly Disagree	
Result	28	6	0	0	1	35
	Excellent	Very Good	Good	Fair	Poor	Total



Q.NO.10	Evaluation of the course is appropriate to discriminate the students.					
OPTIONS	A	B	C	D	E	Faculty
	Strongly Agree	Agree	Not Sure	Disagree	Strongly Disagree	
Result	25	9	0	0	1	35
	Excellent	Very Good	Good	Fair	Poor	
Total						



PART - D

Faculty Feedback on Curriculum Analysis Summary

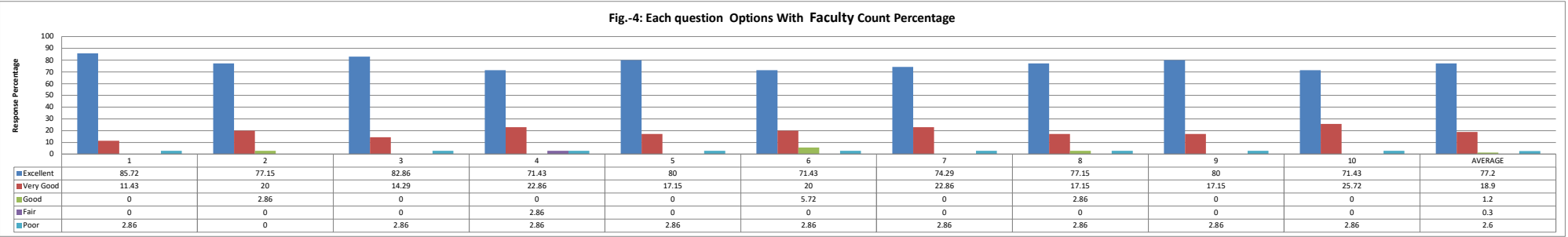
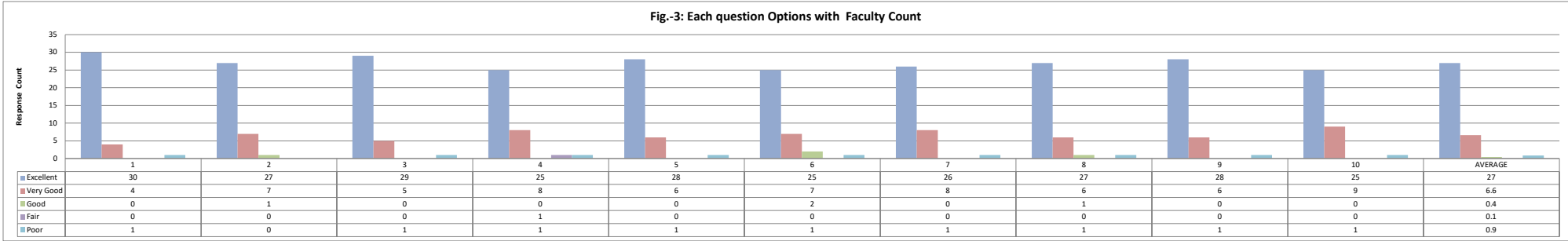
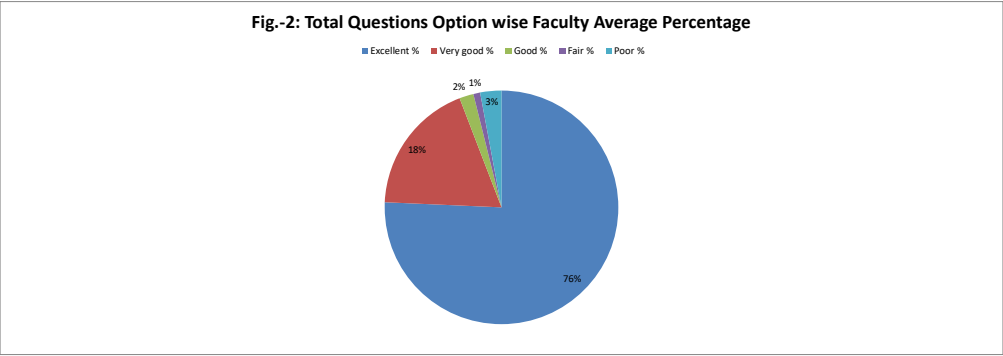
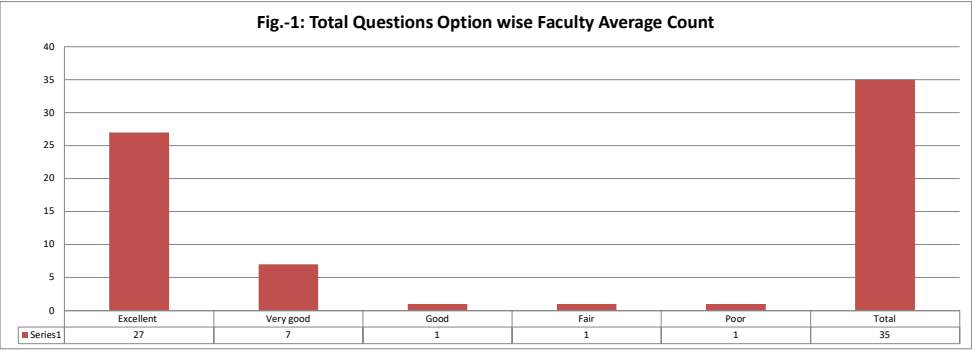


Fig. - 5: Each question Options Faculty Count Percentage with Marks

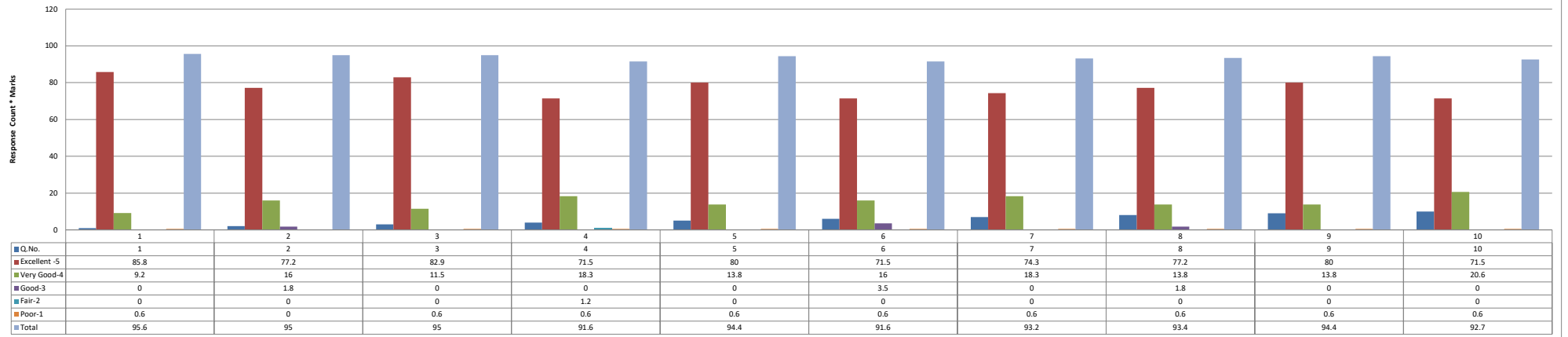
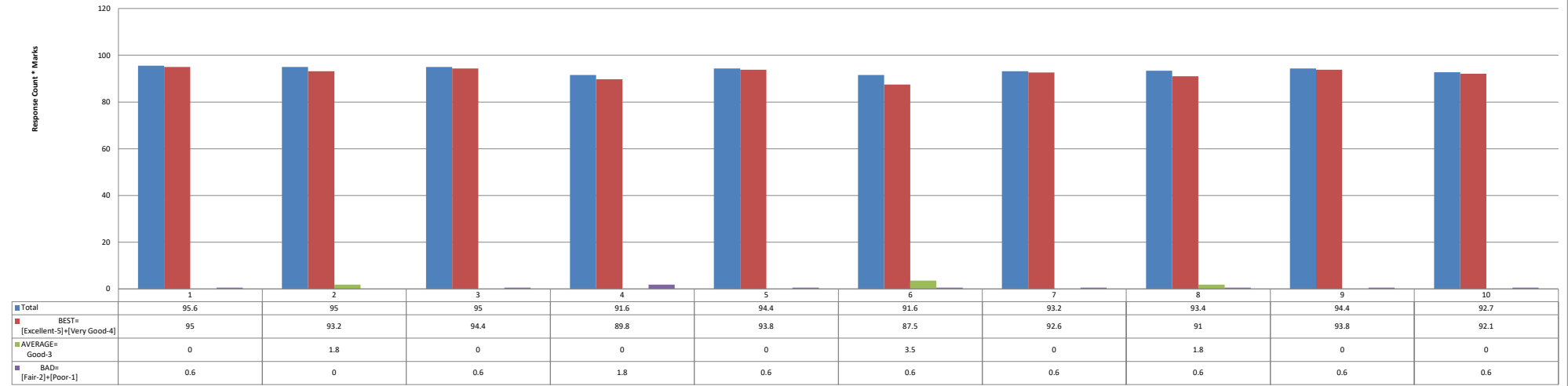


Fig-6: Analysis




PART - E

Most Positive and Negative Response Feedback Questions - Analysis and Action Taken

Most Positive Response Feedback Questions		
Sl.No.	Q.No.	Question
P_1	1	Aims and objectives of the syllabi are well defined and clear to teachers and students.
P_2	2	The curriculum provides opportunity for the conducting research and project related activities.
P_3	9	The course/syllabus has a good balance between theory and Laboratory-work.
Most Negative Response Feedback Questions		
Sl.No.	Q.No.	Question
N_1	Nil	Nil

Action Taken on Negative Response Feedback Questions													
Sl.No.	Q.No.	Analysis	Action Taken	Feedback After Action Taken	Department	Program	Specialization	DAC No.	Page No.	Date	BoS No.	Page No.	Date
N_1	Nil	Nil	Nil	Nil	Pharmacy	M. Pharmacy	NA	Nil	Nil	Nil	Nil	Nil	Nil

Any other Recommendations / Suggestion(s) given by Faculty - Analysis and Action Taken														
Sl.No.	Faculty Details	Recommendations / Suggestion(s)	Analysis	Action Taken	Any other Remarks	Department	Program	Specialization	DAC No.	Page No.	Date	BoS No.	Page No.	Date
1	Dr. S. Praveen Emp id: 6775	Has given the feedback to provide student and faculty exchange programmes in premier institutes	By providing these type of programme students will be exposed to various novel methods of learning and enhance their skills	It is recommended to initiate the student and faculty exchange programmes at various premium universities	Nil	Pharmacy	M. Pharmacy	NA	15	2	11-11-2023	15	3	16-11-2023


PRINCIPAL
 Koneru Lakshmaiah Educational Foundation
 (Deemed to be University)
 Green Fields, Vaddeswaram-522502
 Guntur District, Andhra Pradesh.

Department of Pharmacy
Koneru Lakshmaiah Education Foundation
(K L Deemed to be University)

Parent Feedback on Curriculum Analysis Report
Academic Year: 2023-2024
Semester - ODD

PART - A

Q.No.	Excellent	Very Good	Good	Fair	Poor	Total
1	16	17	20	7	0	60
2	16	15	20	9	0	60
3	17	17	20	6	0	60
4	14	19	21	6	0	60
5	20	18	15	7	0	60
6	19	12	23	6	0	60
7	14	22	18	6	0	60
8	19	14	22	5	0	60
9	17	13	23	7	0	60
10	18	13	23	6	0	60
AVERAGE	17	16	21	7	0	60
Feedback Average Out of 5 Marks					3.77	

PART - B

Questions and Options

Each Question Feedback Average out of 5 Scale

Q.NO.1	How do you rate the program that your ward is undergoing in terms of the load of the courses in different semesters?					3.7
OPTIONS	Excellent	Very Good	Good	Average	Poor	
Q.NO.2	How do you rate the availability of the Text and reference books in the Market?					3.64
OPTIONS	Excellent	Very Good	Good	Average	Poor	
Q.NO.3	How do you rate the quality and relevance of the courses included into the semester?					3.75
OPTIONS	Excellent	Very Good	Good	Average	Poor	
Q.NO.4	How do you rate the treatment of the students by the faculty irrespective of the background of the student that includes Gender, cast, community creed etc. in teaching and evaluation?					3.69
OPTIONS	Excellent	Very Good	Good	Average	Poor	
Q.NO.5	How do you rate ambience of the KLEF for effective delivery of the academic programs?					3.85
OPTIONS	Excellent	Very Good	Good	Average	Poor	
Q.NO.6	How do you rate the courses in terms of their relevance to the latest technologies or future technologies?					3.74
OPTIONS	Excellent	Very Good	Good	Average	Poor	
Q.NO.7	How do you rate the programs based on the comfort of your ward in coping with the workload?					3.74
OPTIONS	Excellent	Very Good	Good	Average	Poor	
Q.NO.8	How do you rate the quality of teaching in the KLEF?					3.79
OPTIONS	Excellent	Very Good	Good	Average	Poor	
Q.No.9	How do you rate the outcomes that your ward has achieved from the courses					3.67
OPTIONS	Excellent	Very Good	Good	Average	Poor	
Q.NO.10	How do you rate the transparency of the evaluation system in the KLEF?					3.72
OPTIONS	Excellent	Very Good	Good	Average	Poor	

PART - C

Question Wise Analysis

Q.NO.1	How do you rate the program that your ward is undergoing in terms of the load of the courses in different semesters?					
OPTIONS	A	B	C	D	E	Parent
	Excellent	Very Good	Good	Average	Poor	
Result	16	17	20	7	0	60
	Excellent	Very Good	Good	Fair	Poor	Total

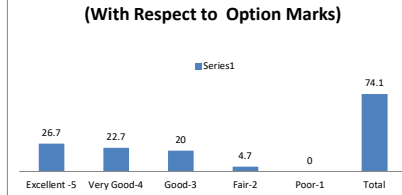
A: Options Wise Parent Count



B: Options Wise Parent Count %



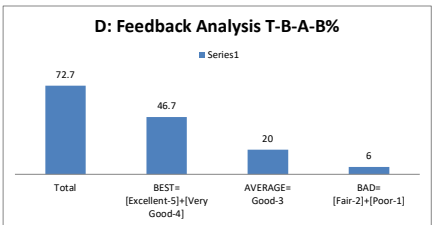
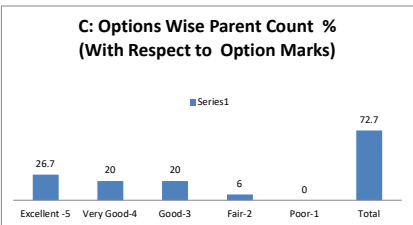
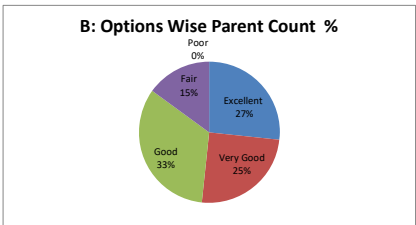
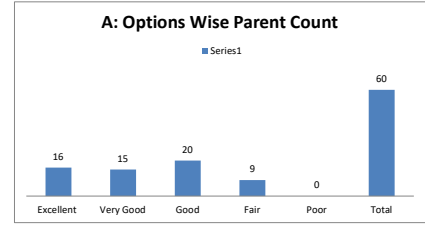
C: Options Wise Parent Count % (With Respect to Option Marks)



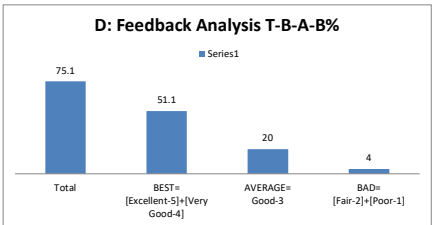
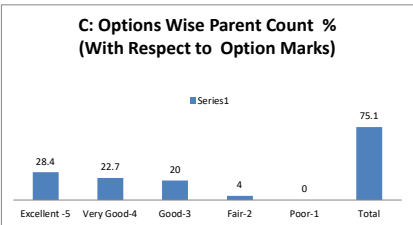
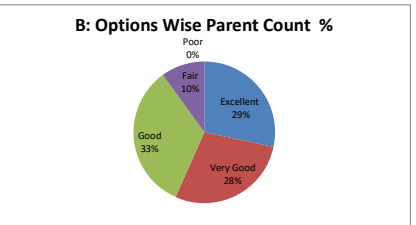
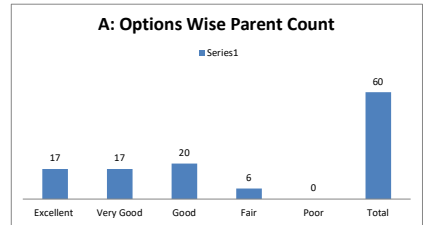
D: Feedback Analysis T-B-A-B%



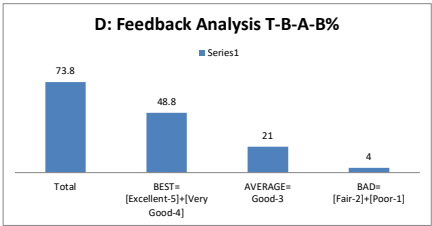
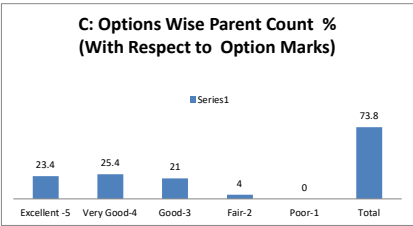
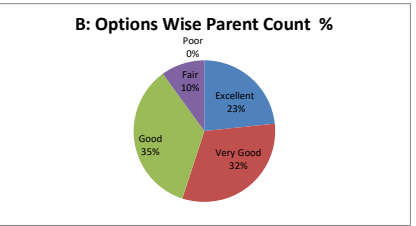
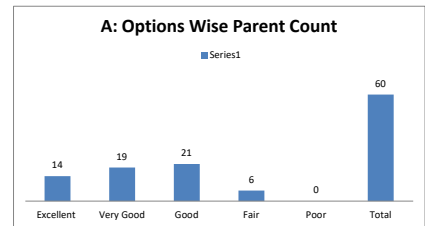
Q.NO.2	How do you rate the availability of the Text and reference books in the Market?					
OPTIONS	A	B	C	D	E	Parent
	Excellent	Very Good	Good	Average	Poor	
Result	16	15	20	9	0	60
	Excellent	Very Good	Good	Fair	Poor	Total



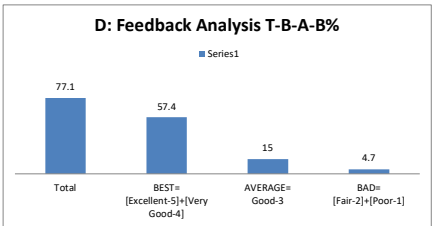
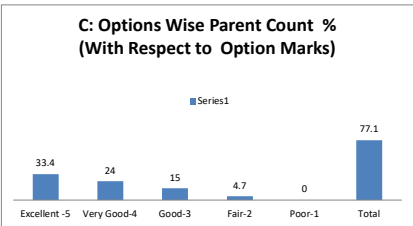
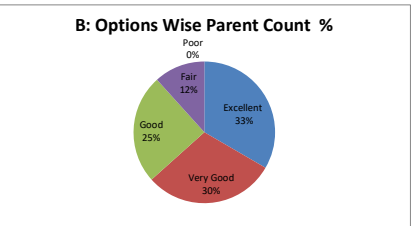
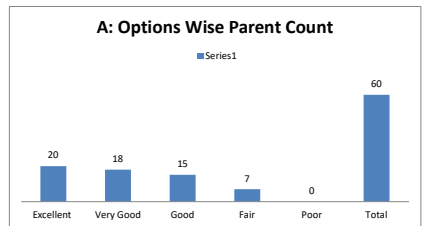
Q.NO.3	How do you rate the quality and relevance of the courses included into the semester?					
OPTIONS	A	B	C	D	E	Parent
	Excellent	Very Good	Good	Average	Poor	
Result	17	17	20	6	0	60
	Excellent	Very Good	Good	Fair	Poor	Total



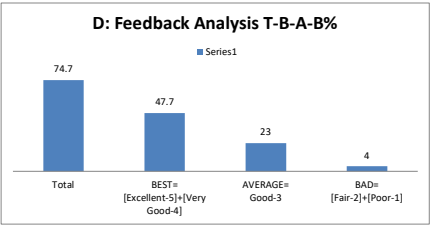
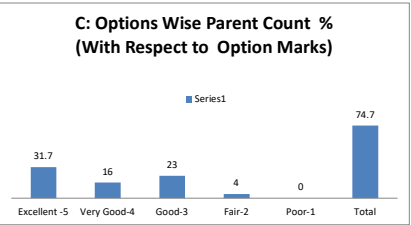
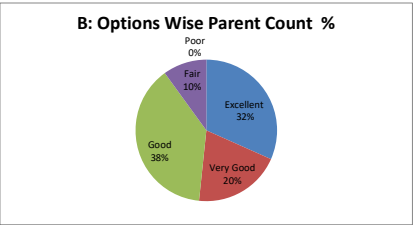
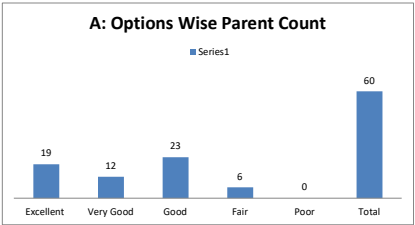
Q.NO.4	How do you rate the treatment of the students by the faculty irrespective of the background of the student that includes Gender, cast, community creed etc. in teaching?					
OPTIONS	A	B	C	D	E	Parent
	Excellent	Very Good	Good	Average	Poor	
Result	14	19	21	6	0	60
	Excellent	Very Good	Good	Fair	Poor	Total



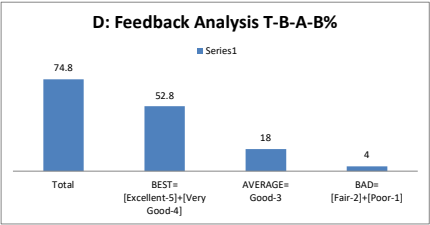
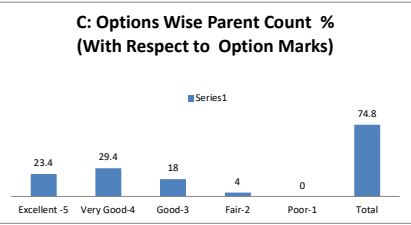
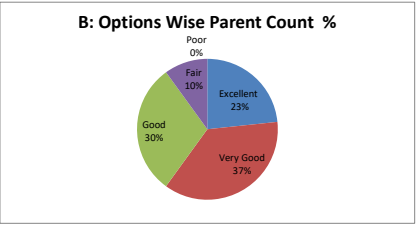
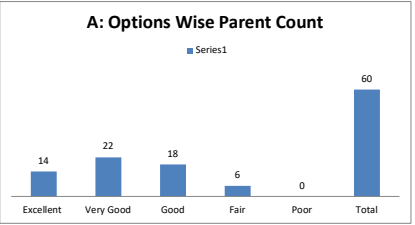
Q.NO.5	How do you rate the ambience of the KLEF for effective delivery of the academic programs?					
OPTIONS	A	B	C	D	E	Parent
	Excellent	Very Good	Good	Average	Poor	
Result	20	18	15	7	0	60
	Excellent	Very Good	Good	Fair	Poor	Total



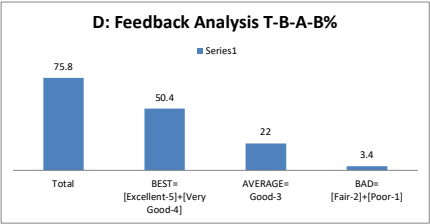
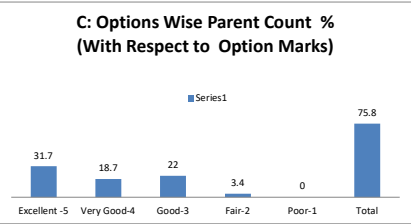
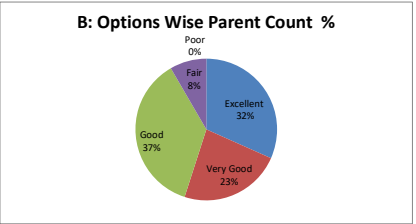
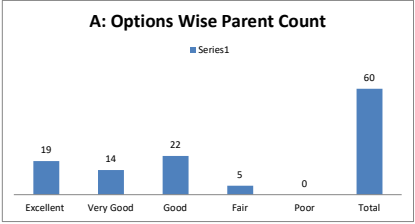
Q.NO.6	How do you rate the courses in terms of their relevance to the latest technologies or future technologies?					
OPTIONS	A	B	C	D	E	Parent
	Excellent	Very Good	Good	Average	Poor	
Result	19	12	23	6	0	60
	Excellent	Very Good	Good	Fair	Poor	Total



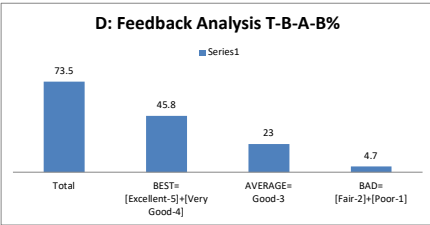
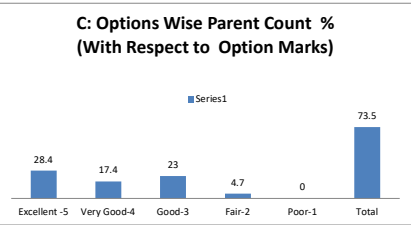
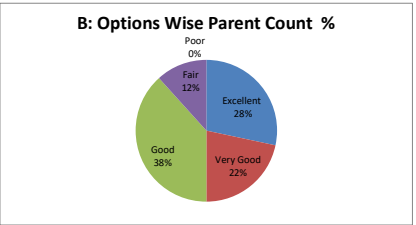
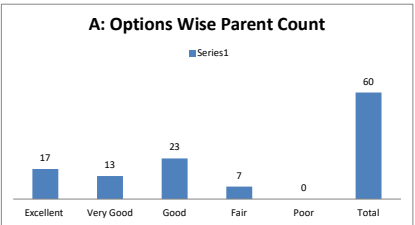
Q.NO.7	How do you rate the programs based on the comfort of your ward in coping with the workload?					
OPTIONS	A	B	C	D	E	Parent
	Excellent	Very Good	Good	Average	Poor	
Result	14	22	18	6	0	60
	Excellent	Very Good	Good	Fair	Poor	Total



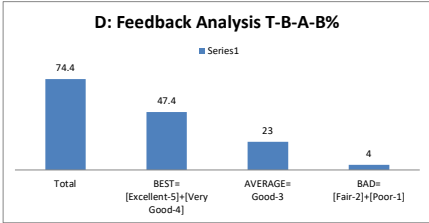
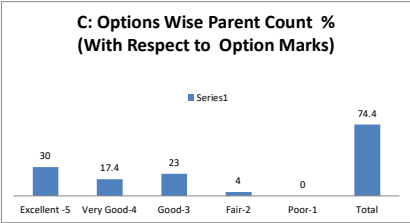
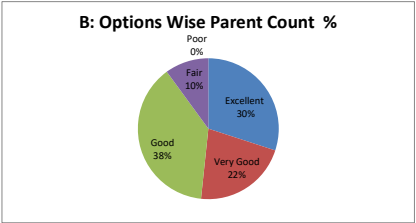
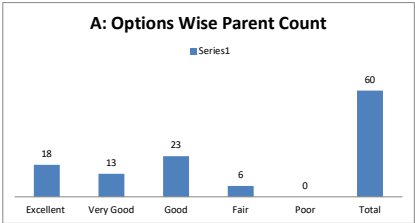
Q.NO.8	How do you rate the quality of teaching in the KLEF?					
OPTIONS	A	B	C	D	E	Parent
	Excellent	Very Good	Good	Average	Poor	
Result	19	14	22	5	0	60
	Excellent	Very Good	Good	Fair	Poor	Total



Q.No.9	How do you rate the outcomes that your ward has achieved from the courses					
OPTIONS	A	B	C	D	E	Parent
	Excellent	Very Good	Good	Average	Poor	
Result	17	13	23	7	0	60
	Excellent	Very Good	Good	Fair	Poor	Total



Q.NO.10	How do you rate the transparency of the evaluation system in the KLEF?					
OPTIONS	A	B	C	D	E	Parent
	Excellent	Very Good	Good	Average	Poor	
Result	18	13	23	6	0	60
	Excellent	Very Good	Good	Fair	Poor	
						Total



PART - D

Parent Feedback on Curriculum Analysis Overall Analysis

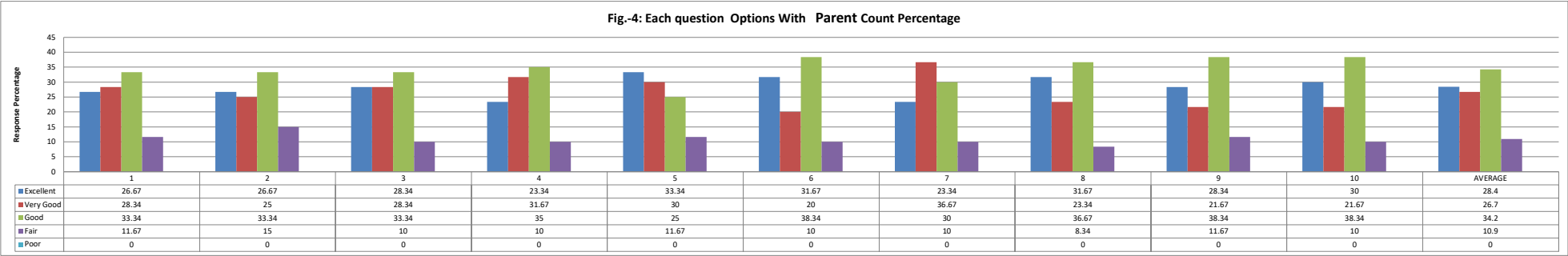
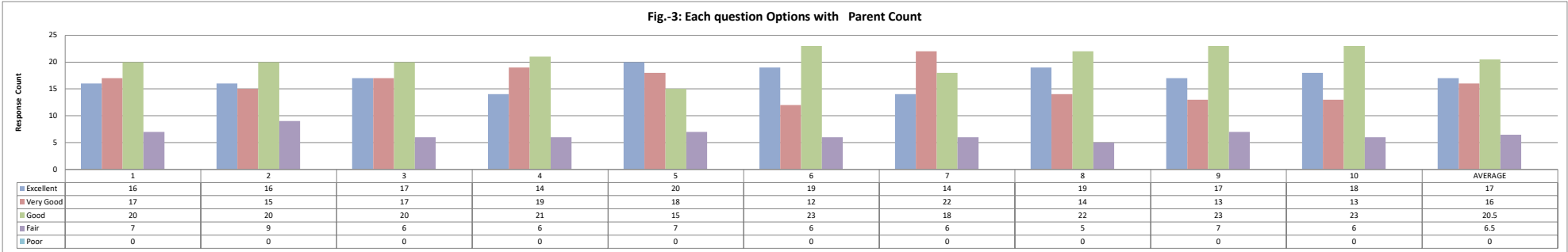
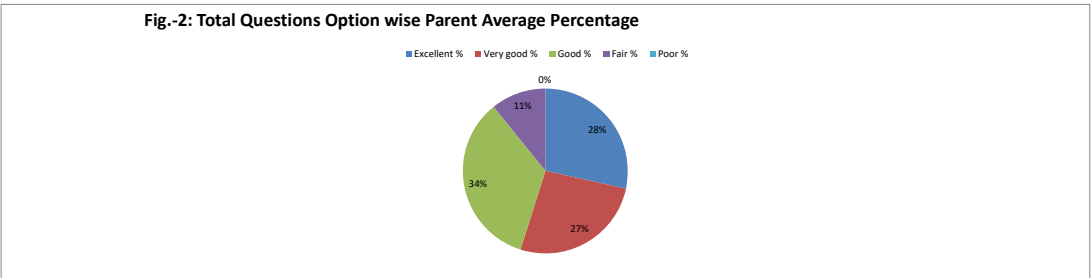
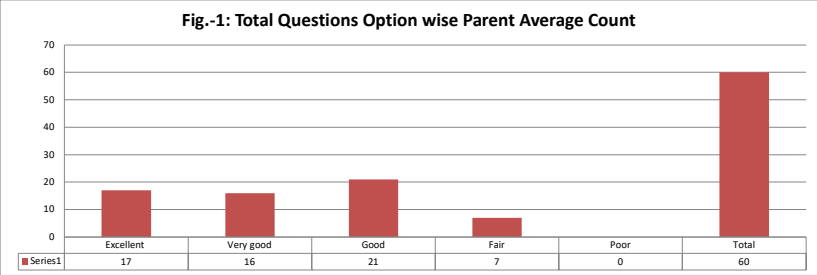


Fig. - 5: Each question Options Parent Count Percentage with Marks

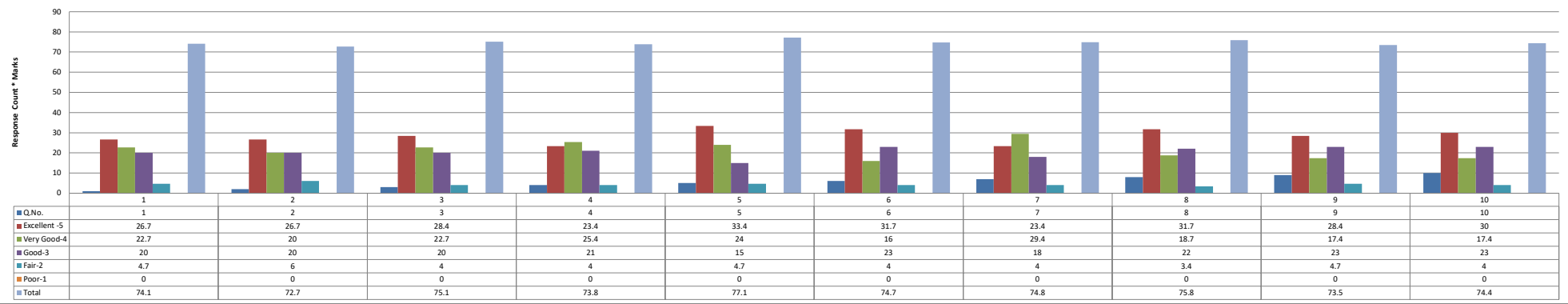
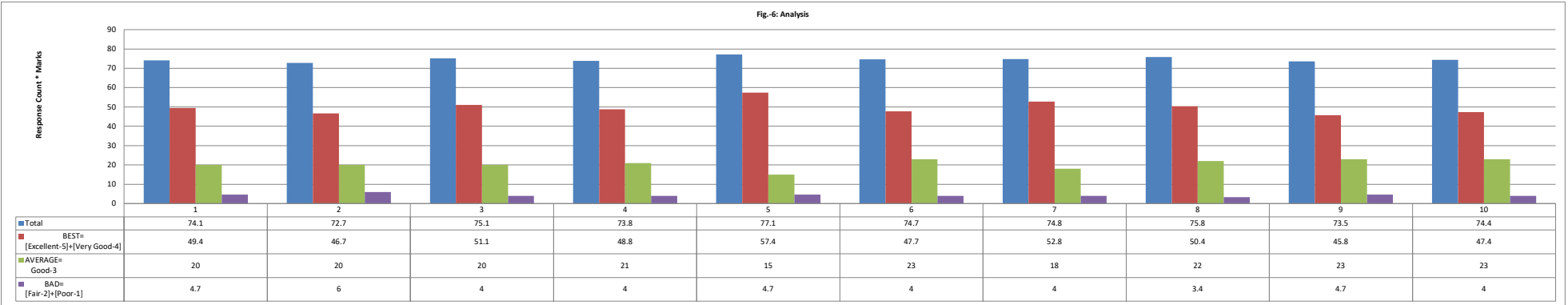


Fig-6: Analysis



PART - E

Most Positive and Negative Response Feedback Questions - Analysis and Action Taken

Most Positive Response Feedback Questions		
Sl.No.	Q.No.	Question
P_1	3	How do you rate the quality and relevance of the courses included into the semester?
P_2	5	How do you rate ambience of the KLEF for effective delivery of the academic programs?
P_3	8	How do you rate the quality of teaching in the KLEF?

Most Negative Response Feedback Questions		
Sl.No.	Q.No.	Question
N_1	Nil	Nil

Action Taken on Negative Response Feedback Questions													
Sl.No.	Q.No.	Analysis	Action Taken	Feedback After Action Taken	Department	Program	Specialization	DAC No.	Page No.	Date	BoS No.	Page No.	Date
N_1	Nil	Nil	Nil	Nil	Nil	Nil	NA	Nil	Nil	Nil	Nil	Nil	Nil

Any other Recommendations / Suggestion(s) given by Student - Analysis and Action Taken														
Sl.No.	Parent Details	Recommendations / Suggestion(s)	Analysis	Action Taken	Any other Remarks	Department	Program	Specialization	DAC No.	Page No.	Date	BoS No.	Page No.	Date
1	Nil	Nil	Nil	Nil	Nil	Nil	Nil	NA	Nil	Nil	Nil	Nil	Nil	Nil

G. Chandra Sekhar
PRINCIPAL
 Koneru Lakshmaiah Educational Foundation
 (Deemed to be University)
 Green Feilds, Vaddeswaram-522502
 Guntur District, Andhra Pradesh.

Department of Pharmacy
Koneru Lakshmaiah Education Foundation
(K L Deemed to be University)

Parent Feedback on Curriculum Analysis Report
Academic Year: 2023-2024
Semester - EVEN

PART - A

Q.No.	Excellent	Very Good	Good	Fair	Poor	Total
1	11	17	20	7	0	55
2	11	15	20	9	0	55
3	12	17	20	6	0	55
4	9	19	21	6	0	55
5	15	18	15	7	0	55
6	14	12	23	6	0	55
7	9	22	18	6	0	55
8	14	14	22	5	0	55
9	12	13	23	7	0	55
10	13	13	23	6	0	55
AVERAGE	12	16	21	7	0	55
Feedback Average Out of 5 Marks					3.66	

PART - B

Questions and Options

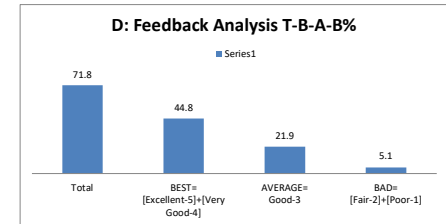
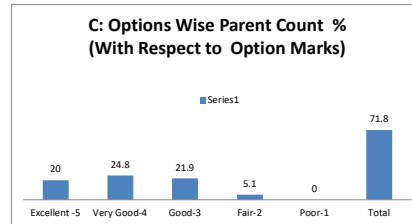
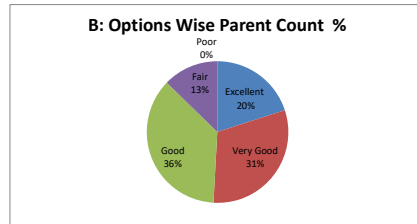
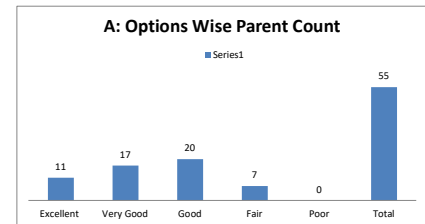
Each Question Feedback Average out of 5 Scale

Q.NO.1	How do you rate the program that your ward is undergoing in terms of the load of the courses in different semesters?					3.59
OPTIONS	Excellent	Very Good	Good	Average	Poor	
Q.NO.2	How do you rate the availability of the Text and reference books in the Market?					3.51
OPTIONS	Excellent	Very Good	Good	Average	Poor	
Q.NO.3	How do you rate the quality and relevance of the courses included into the semester?					3.64
OPTIONS	Excellent	Very Good	Good	Average	Poor	
Q.NO.4	How do you rate the treatment of the students by the faculty irrespective of the background of the student that includes Gender, cast,					3.57
OPTIONS	Excellent	Very Good	Good	Average	Poor	
Q.NO.5	How do you rate ambience of the KLEF for effective delivery of the academic programs?					3.75
OPTIONS	Excellent	Very Good	Good	Average	Poor	
Q.NO.6	How do you rate the courses in terms of their relevance to the latest technologies or future technologies?					3.62
OPTIONS	Excellent	Very Good	Good	Average	Poor	
Q.NO.7	How do you rate the programs based on the comfort of your ward in coping with the workload?					3.62
OPTIONS	Excellent	Very Good	Good	Average	Poor	
Q.NO.8	How do you rate the quality of teaching in the KLEF?					3.68
OPTIONS	Excellent	Very Good	Good	Average	Poor	
Q.No.9	How do you rate the outcomes that your ward has achieved from the courses					3.55
OPTIONS	Excellent	Very Good	Good	Average	Poor	
Q.NO.10	How do you rate the transparency of the evaluation system in the KLEF?					3.6
OPTIONS	Excellent	Very Good	Good	Average	Poor	

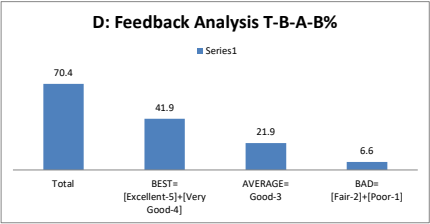
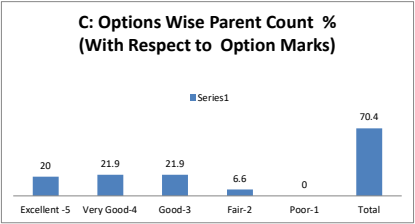
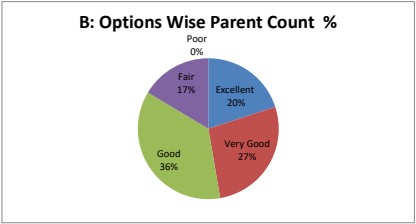
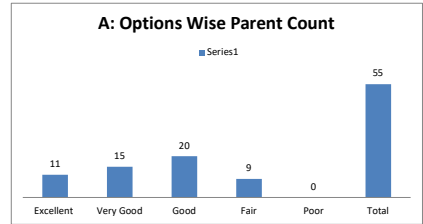
PART - C

Question Wise Analysis

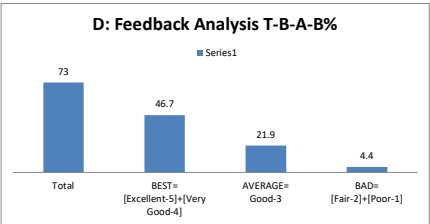
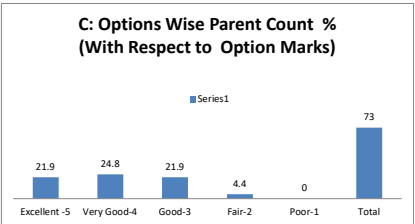
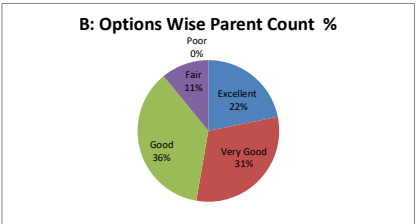
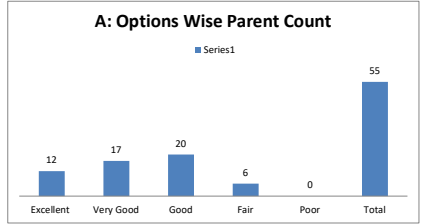
Q.NO.1	How do you rate the program that your ward is undergoing in terms of the load of the courses in different semesters?					
OPTIONS	A	B	C	D	E	Parent
	Excellent	Very Good	Good	Average	Poor	
Result	11	17	20	7	0	55
	Excellent	Very Good	Good	Fair	Poor	Total



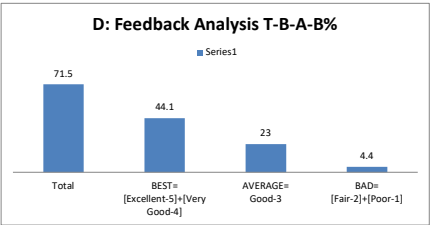
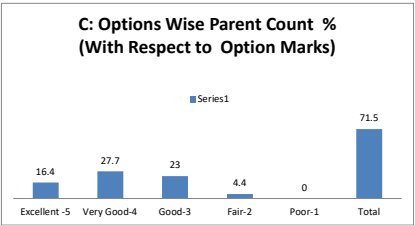
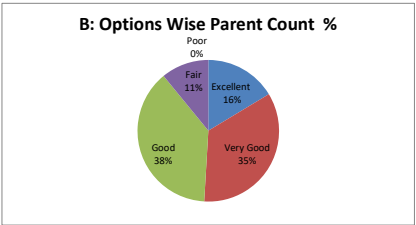
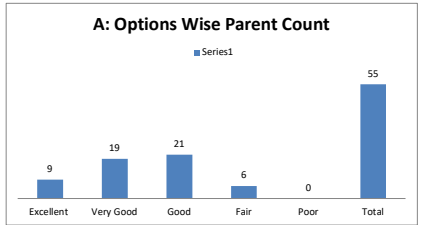
Q.NO.2	How do you rate the availability of the Text and reference books in the Market?					
OPTIONS	A	B	C	D	E	Parent
	Excellent	Very Good	Good	Average	Poor	
Result	11	15	20	9	0	55
	Excellent	Very Good	Good	Fair	Poor	Total



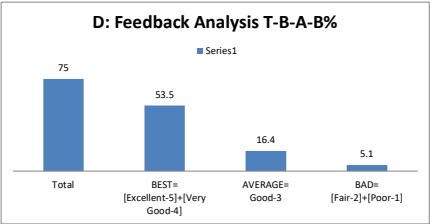
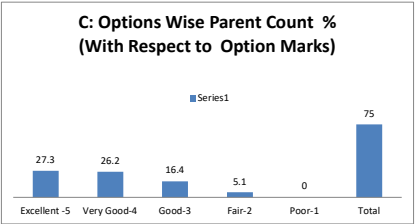
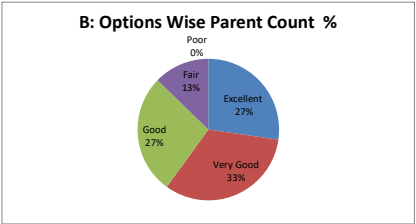
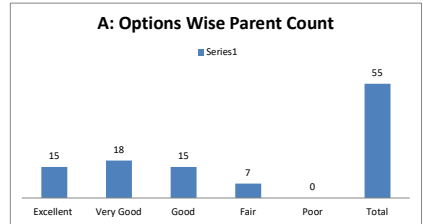
Q.NO.3	How do you rate the quality and relevance of the courses included into the semester?					
OPTIONS	A	B	C	D	E	Parent
	Excellent	Very Good	Good	Average	Poor	
Result	12	17	20	6	0	55
	Excellent	Very Good	Good	Fair	Poor	Total



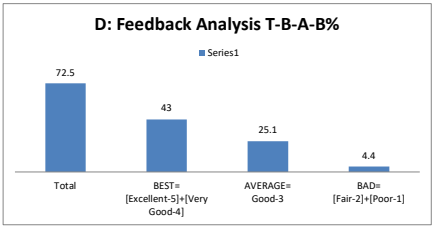
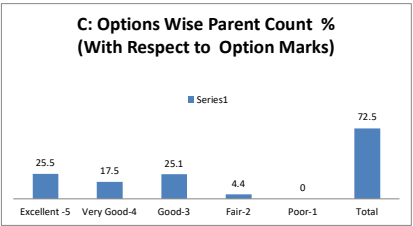
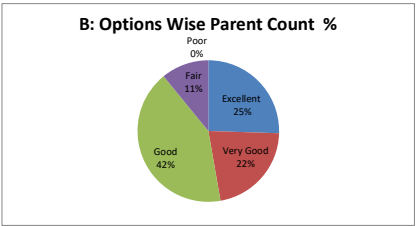
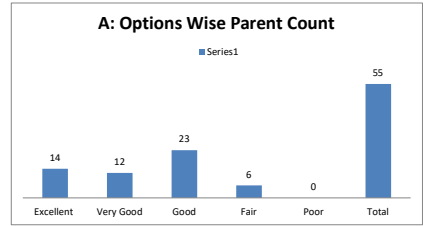
Q.NO.4	Rate the treatment of the students by the faculty irrespective of the background of the student that includes Gender, cast, community creed etc. in teaching					
OPTIONS	A	B	C	D	E	Parent
	Excellent	Very Good	Good	Average	Poor	
Result	9	19	21	6	0	55
	Excellent	Very Good	Good	Fair	Poor	Total



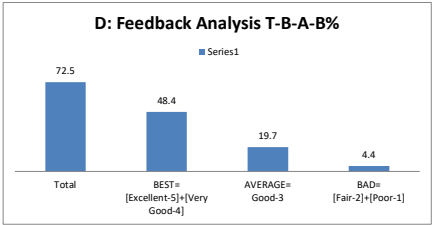
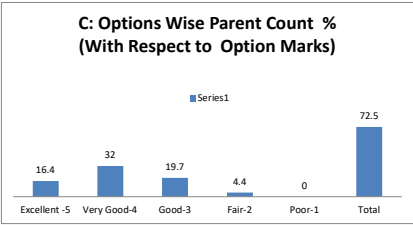
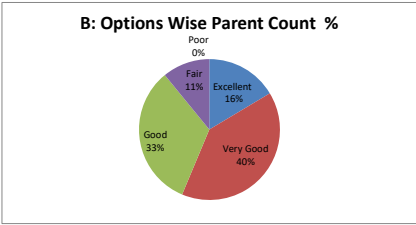
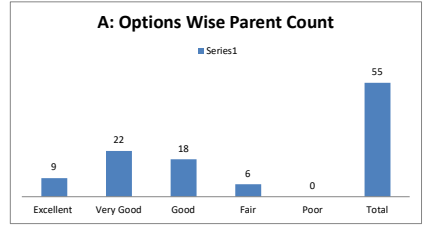
Q.NO.5	How do you rate ambience of the KLEF for effective delivery of the academic programs?					
OPTIONS	A	B	C	D	E	Parent
	Excellent	Very Good	Good	Average	Poor	
Result	15	18	15	7	0	55
	Excellent	Very Good	Good	Fair	Poor	Total



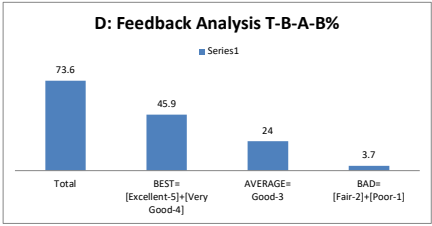
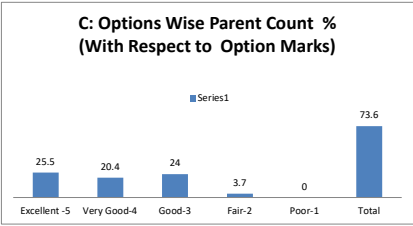
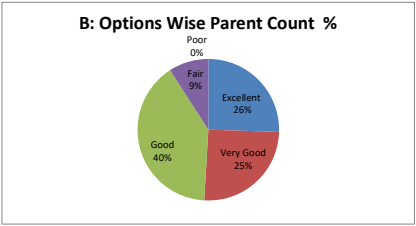
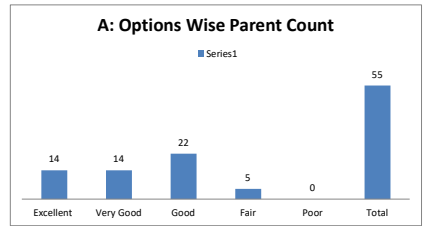
Q.NO.6	How do you rate the courses in terms of their relevance to the latest technologies or future technologies?					
OPTIONS	A	B	C	D	E	Parent
	Excellent	Very Good	Good	Average	Poor	
Result	14	12	23	6	0	55
	Excellent	Very Good	Good	Fair	Poor	Total



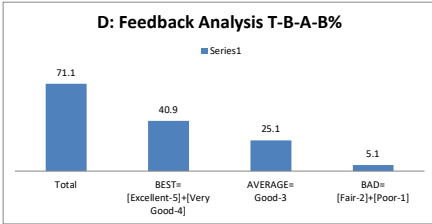
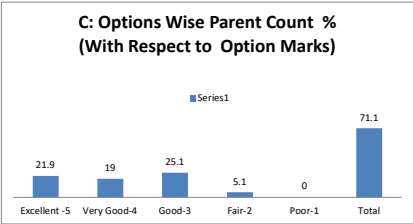
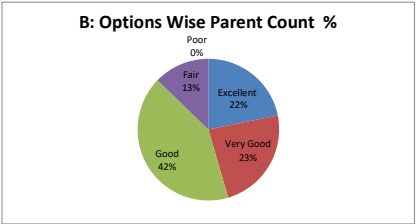
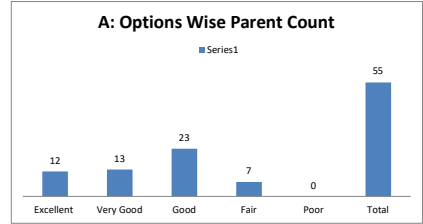
Q.NO.7	How do you rate the programs based on the comfort of your ward in coping with the workload?					
OPTIONS	A	B	C	D	E	Parent
	Excellent	Very Good	Good	Average	Poor	
Result	9	22	18	6	0	55
	Excellent	Very Good	Good	Fair	Poor	Total



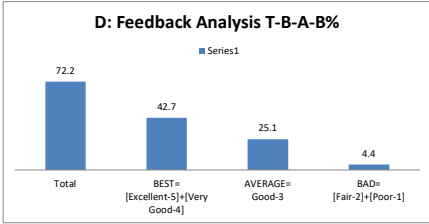
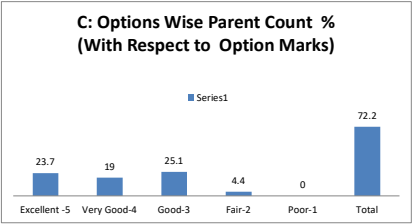
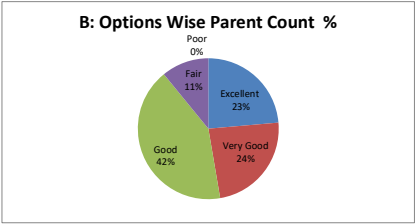
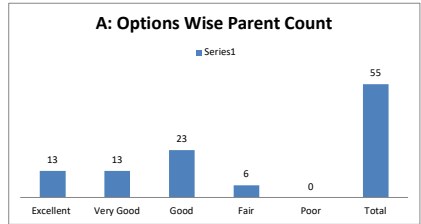
Q.NO.8	How do you rate the quality of teaching in the KLEF?					
OPTIONS	A	B	C	D	E	Parent
	Excellent	Very Good	Good	Average	Poor	
Result	14	22	22	5	0	55
	Excellent	Very Good	Good	Fair	Poor	Total



Q.No.9	How do you rate the outcomes that your ward has achieved from the courses					
OPTIONS	A	B	C	D	E	Parent
	Excellent	Very Good	Good	Average	Poor	
Result	12	13	23	7	0	55
	Excellent	Very Good	Good	Fair	Poor	Total



Q.NO.10	How do you rate the transparency of the evaluation system in the KLEF?					
OPTIONS	A	B	C	D	E	Parent
	Excellent	Very Good	Good	Average	Poor	
Result	13	13	23	6	0	55
	Excellent	Very Good	Good	Fair	Poor	Total



PART - D

Parent Feedback on Curriculum Analysis Overall Analysis

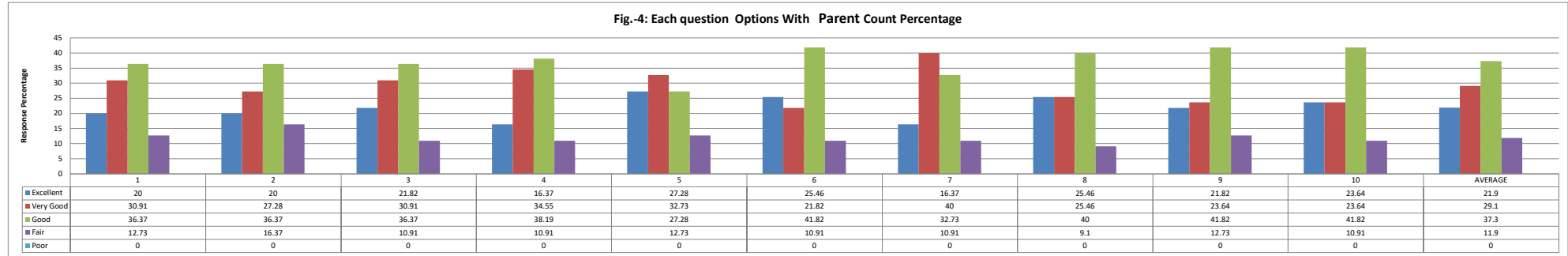
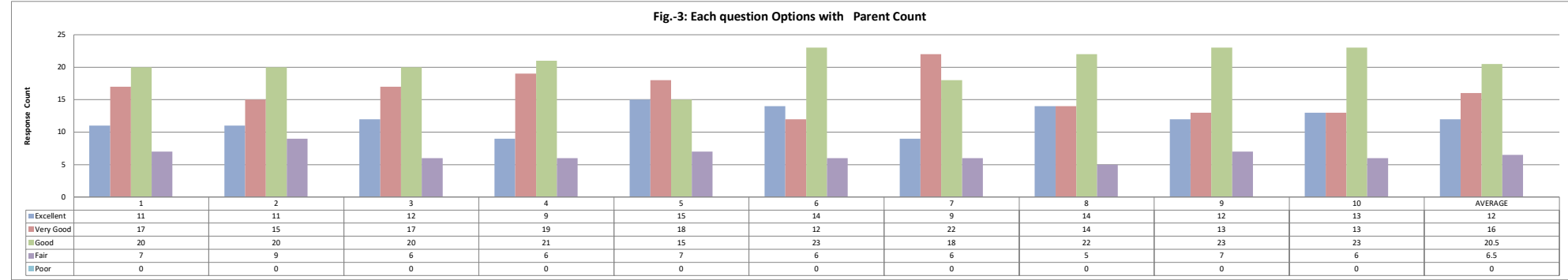
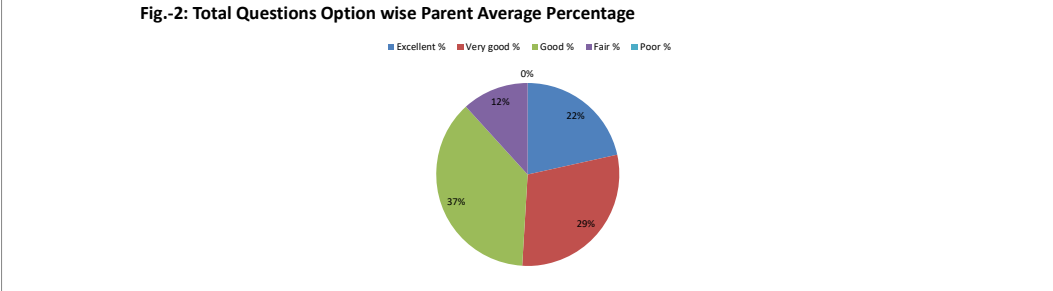
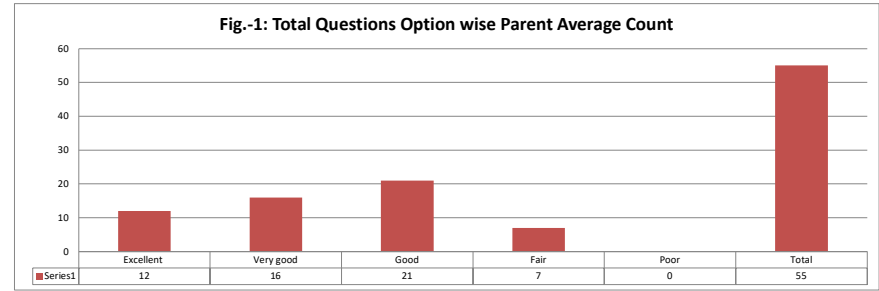


Fig. - 5: Each question Options Parent Count Percentage with Marks

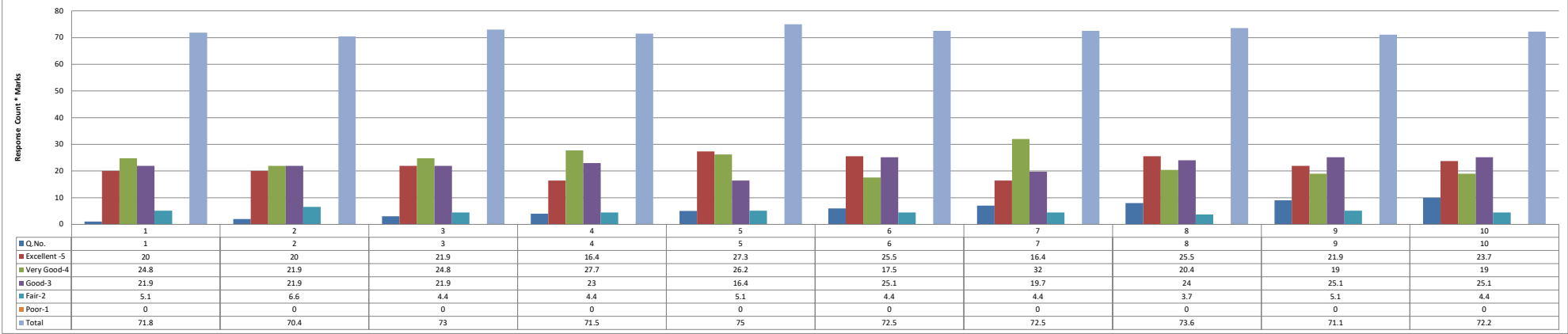
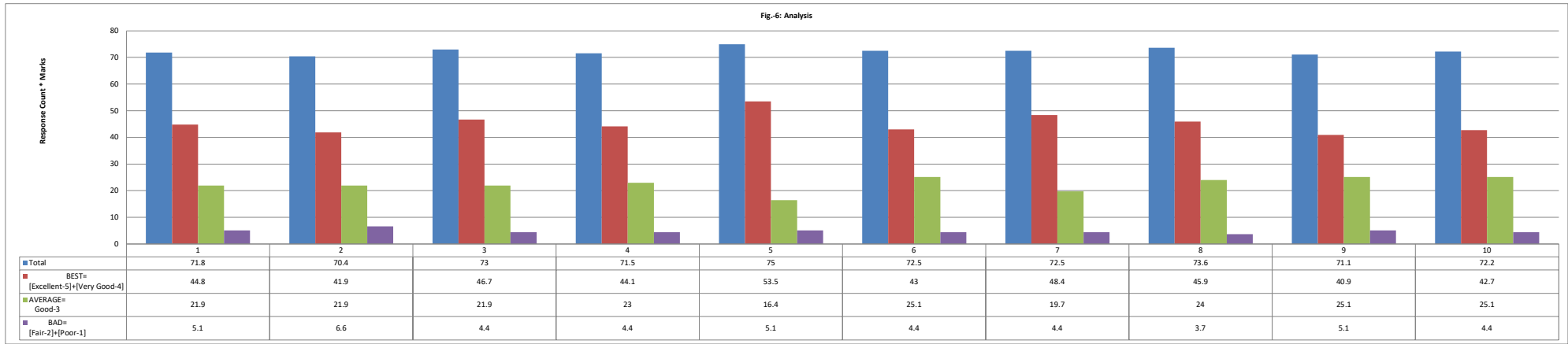


Fig-6: Analysis



PART - E

Most Positive and Negative Response Feedback Questions - Analysis and Action Taken

Most Positive Response Feedback Questions

Sl.No.	Q.No.	Question
P_1	5	How do you rate ambience of the KLEF for effective delivery of the academic programs?
P_2	8	How do you rate the quality of teaching in the KLEF?
P_3	3	How do you rate the quality and relevance of the courses included into the semester?

Most Negative Response Feedback Questions

Sl.No.	Q.No.	Question
N_1	Nil	Nil

Action Taken on Negative Response Feedback Questions

Sl.No.	Q.No.	Analysis	Action Taken	Feedback After Action Taken	Department	Program	Specialization	DAC No.	Page No.	Date	BoS No.	Page No.	Date
N_1	Nil	Nil	Nil	Nil	Nil	Nil	NA	Nil	Nil	Nil	Nil	Nil	Nil

Any other Recommendations / Suggestion(s) given by Student - Analysis and Action Taken

Sl.No.	Parent Details	Recommendations / Suggestion(s)	Analysis	Action Taken	Any other Remarks	Department	Program	Specialization	DAC No.	Page No.	Date	BoS No.	Page No.	Date
1	Nil	Nil	Nil	Nil	Nil	Nil	Nil	NA	Nil	Nil	Nil	Nil	Nil	Nil

G. cheelavar
PRINCIPAL
 Koneru Lakshmaiah Educational Foundation
 (Deemed to be University)
 Green Feilds, Vaddeswaram-522502
 Guntur District, Andhra Pradesh.

Department of Pharmacy
Koneru Lakshmaiah Education Foundation
(K L Deemed to be University)

Academic Peers Feedback on Curriculum Analysis Report

Academic Year: 2023-2024

Semester - ODD

PART - A

Q.No.	Excellent	Very Good	Good	Fair	Poor	Total
1	20	3	1	0	0	24
2	18	4	2	0	0	24
3	18	4	2	0	0	24
4	19	4	1	0	0	24
5	16	7	1	0	0	24
6	16	7	1	0	0	24
7	17	6	1	0	0	24
8	18	4	2	0	0	24
9	17	5	2	0	0	24
10	19	4	1	0	0	24
11	18	3	3	0	0	24
12	18	4	2	0	0	24
13	17	5	2	0	0	24
14	18	4	2	0	0	24
15	17	5	2	0	0	24
16	20	2	2	0	0	24
17	20	2	2	0	0	24
18	17	5	2	0	0	24
19	17	5	1	1	0	24
20	19	4	1	0	0	24
AVERAGE	17.95	4.35	1.65	0.05	0	24

Feedback Average Out of 5 Scale

4.68

PART - B

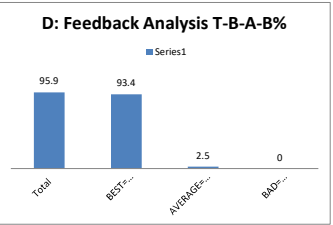
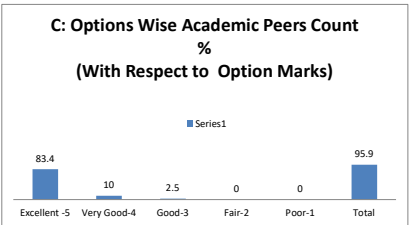
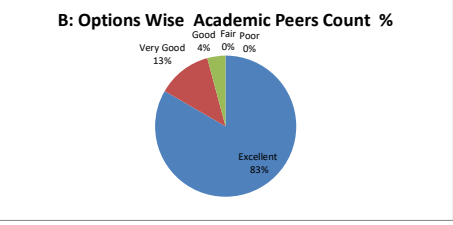
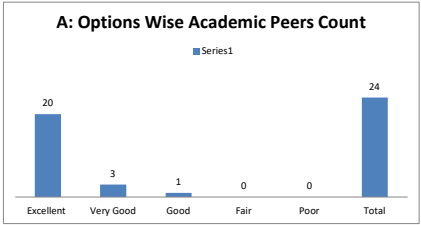
Questions and Options

dback Average out of 5 Scale						
Q.NO.1	How do you rate the sequence of the Courses provided in the curriculum?					4.8
OPTIONS	Excellent	Very Good	Good	Average	Poor	
Q.NO.2	How do you rate the syllabus of the courses in relation to the competencies expected out of the course?					4.67
OPTIONS	Excellent	Very Good	Good	Average	Poor	
Q.NO.3	How do you rate the structure framed for entire program?					4.67
OPTIONS	Excellent	Very Good	Good	Average	Poor	
Q.NO.4	How do you rate the sequence of the units in the course?					4.75
OPTIONS	Excellent	Very Good	Good	Average	Poor	
Q.NO.5	How do you rate the allocation of the credits to the courses?					4.63
OPTIONS	Excellent	Very Good	Good	Average	Poor	
Q.NO.6	How do you rate the distribution of the contact hours among the course components (L-T-P)?					4.63
OPTIONS	Excellent	Very Good	Good	Average	Poor	
Q.NO.7	How do you rate the offering of the electives in terms of their relevance to the specialization streams?					4.67
OPTIONS	Excellent	Very Good	Good	Average	Poor	
Q.NO.8	How do you rate the electives offered in relation to the Technological advancements?					4.67
OPTIONS	Excellent	Very Good	Good	Average	Poor	
Q.No.9	How do you rate the relevance of the Text Books and reference books by their International recognition to the Courses?					4.63
OPTIONS	Excellent	Very Good	Good	Average	Poor	
Q.NO.10	How do you rate the sequence of the Courses that you have studied are in sequence to what you have studied in the previous semester?					4.75
OPTIONS	Excellent	Very Good	Good	Average	Poor	
Q.NO.11	Rate the Size of syllabus in terms of the load on the student					4.63
OPTIONS	Excellent	Very Good	Good	Average	Poor	
Q.NO.12	Rate the courses in terms of extra learning or self learning considering the design of the courses					4.67
OPTIONS	Excellent	Very Good	Good	Average	Poor	
Q.NO.13	Rate the courses in terms of sequence of offering considering whether the preceding courses have been covered.					4.63
OPTIONS	Excellent	Very Good	Good	Average	Poor	
Q.NO.14	How do you Rate the loading of the courses in a semester?					4.67
OPTIONS	Excellent	Very Good	Good	Average	Poor	
Q.NO.15	How do you rate the evaluation scheme designed for each of the course?					4.63
OPTIONS	Excellent	Very Good	Good	Average	Poor	
Q.NO.16	How do you rate the objectives stated for each of the course?					4.75
OPTIONS	Excellent	Very Good	Good	Average	Poor	
Q.NO.17	How do you rate competencies expected out of the course?					4.75
OPTIONS	Excellent	Very Good	Good	Average	Poor	
Q.NO.18	How do you rate the composition of the courses in terms of Basic science, Engineering science, Humanities, Discipline core, discipline					4.63
OPTIONS	Excellent	Very Good	Good	Average	Poor	
Q.NO.19	How do you rate the percentage of courses having LAB components?					4.59
OPTIONS	Excellent	Very Good	Good	Average	Poor	
Q.NO.20	How do you rate the domain used for designing the experiments for the LAB components?					4.75
OPTIONS	Excellent	Very Good	Good	Average	Poor	

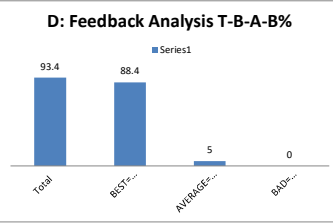
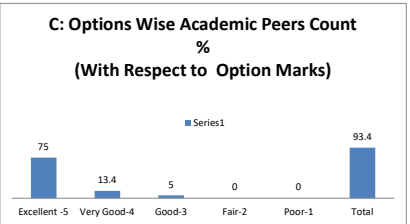
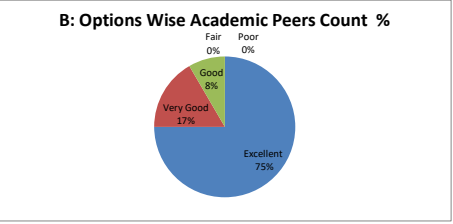
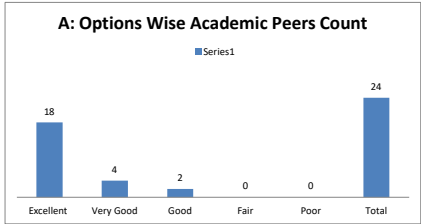
PART - C

Question Wise Analysis

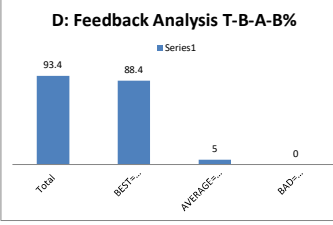
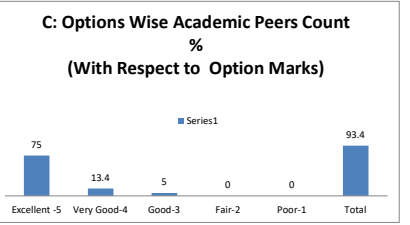
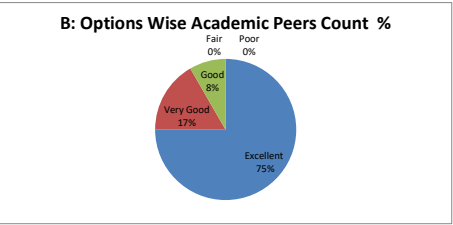
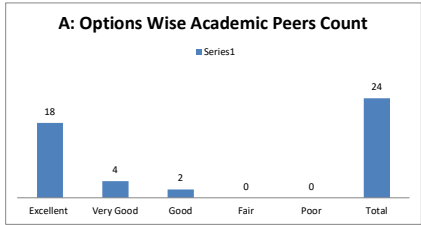
Q.NO.1	How do you rate the sequence of the Courses provided in the curriculum?					
OPTIONS	A	B	C	D	E	Academic Peers
	Excellent	Very Good	Good	Average	Poor	
Result	20	3	1	0	0	24
	Excellent	Very Good	Good	Fair	Poor	Total



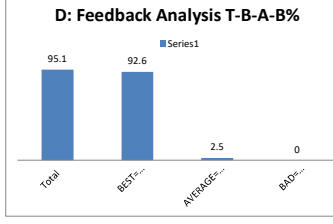
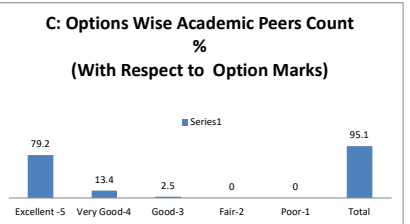
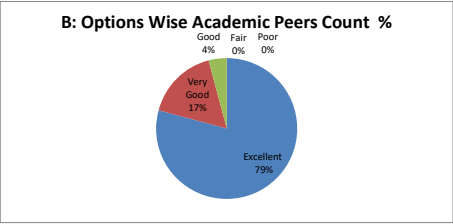
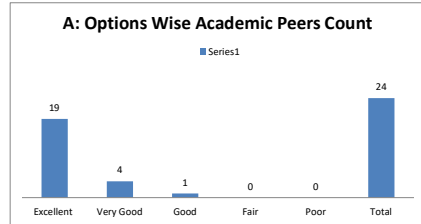
Q.NO.2	How do you rate the syllabus of the courses in relation to the competencies expected out of the course?					
OPTIONS	A	B	C	D	E	Academic Peers
	Excellent	Very Good	Good	Average	Poor	
Result	18	4	2	0	0	24
	Excellent	Very Good	Good	Fair	Poor	Total



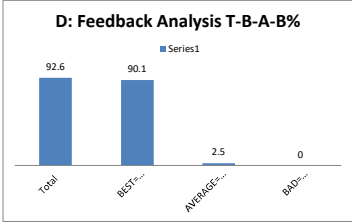
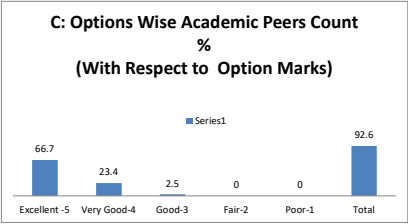
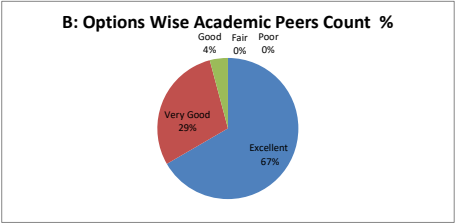
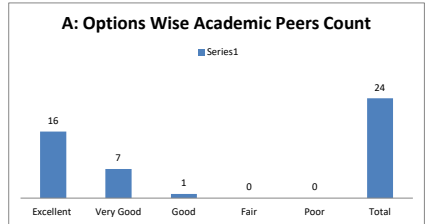
Q.NO.3	How do you rate the structure framed for entire program?					
OPTIONS	A	B	C	D	E	Academic Peers
	Excellent	Very Good	Good	Average	Poor	
Result	18	4	2	0	0	24
	Excellent	Very Good	Good	Fair	Poor	Total



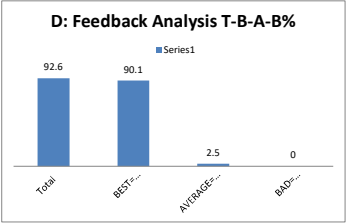
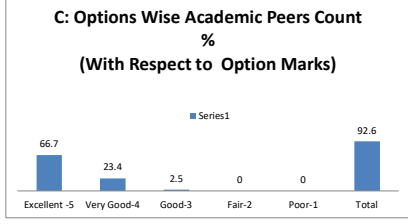
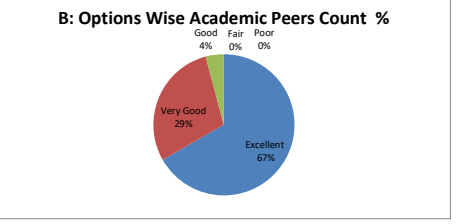
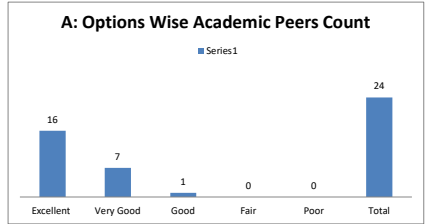
Q.NO.4	How do you rate the sequence of the units in the course?					
OPTIONS	A	B	C	D	E	Academic Peers
	Excellent	Very Good	Good	Average	Poor	
Result	19	4	1	0	0	24
	Excellent	Very Good	Good	Fair	Poor	Total



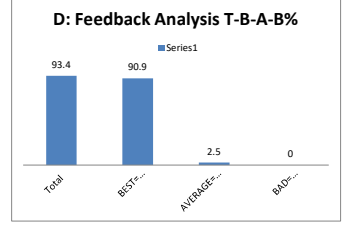
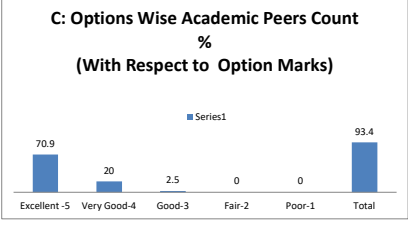
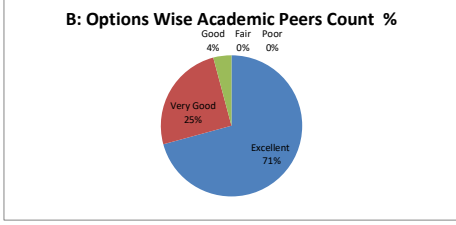
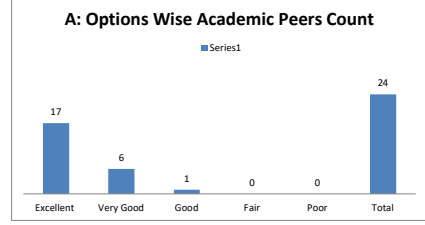
Q.NO.5	How do you rate the allocation of the credits to the courses?					
OPTIONS	A	B	C	D	E	Academic Peers
	Excellent	Very Good	Good	Average	Poor	
Result	16	7	1	0	0	24
	Excellent	Very Good	Good	Fair	Poor	Total



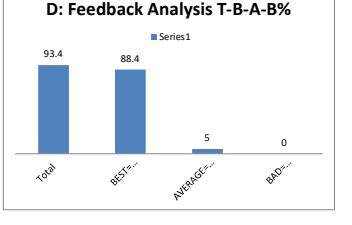
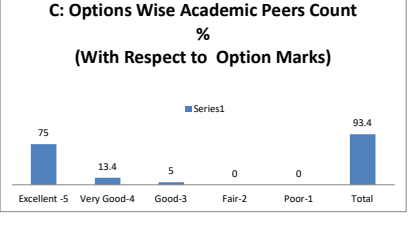
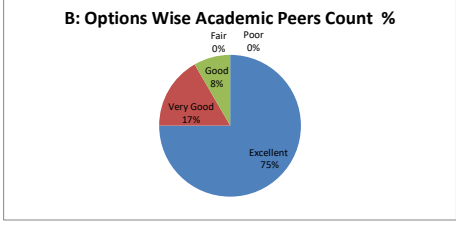
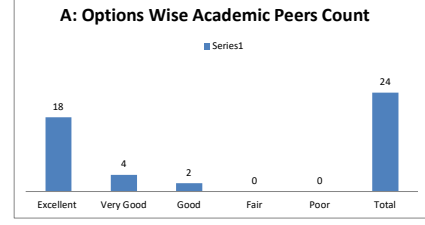
Q.NO.6	How do you rate the distribution of the contact hours among the course components (L-T-P)?					
OPTIONS	A	B	C	D	E	Academic Peers
	Excellent	Very Good	Good	Average	Poor	
Result	16	7	1	0	0	24
	Excellent	Very Good	Good	Fair	Poor	Total



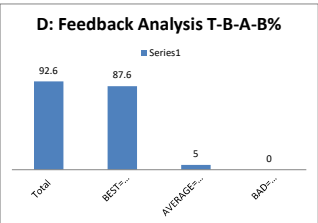
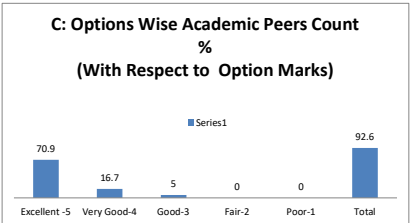
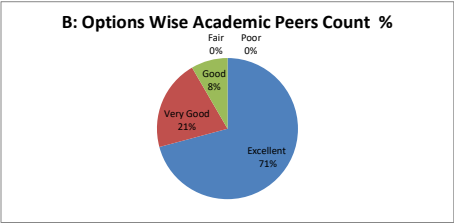
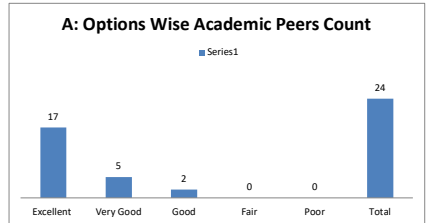
Q.NO.7	How do you rate the offering of the electives in terms of their relevance to the specialization streams?					
OPTIONS	A	B	C	D	E	Academic Peers
	Excellent	Very Good	Good	Average	Poor	
Result	17	6	1	0	0	24
	Excellent	Very Good	Good	Fair	Poor	Total



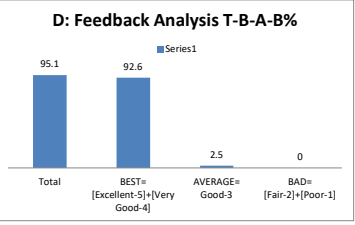
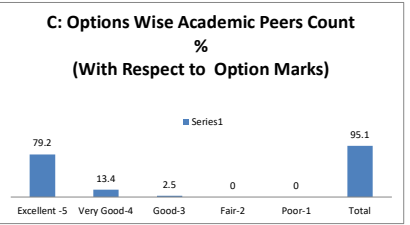
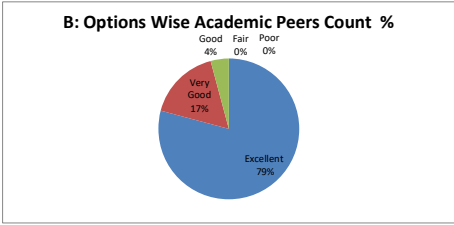
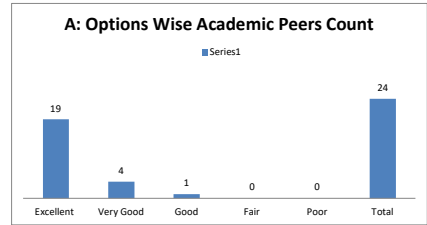
Q.NO.8	How do you rate the electives offered in relation to the Technological advancements?					
OPTIONS	A	B	C	D	E	Academic Peers
	Excellent	Very Good	Good	Average	Poor	
Result	18	4	2	0	0	24
	Excellent	Very Good	Good	Fair	Poor	Total



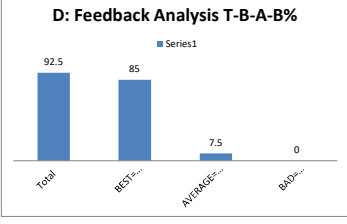
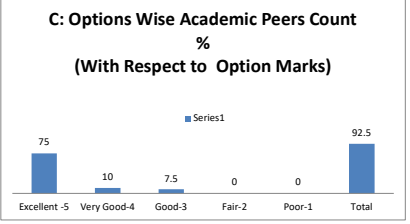
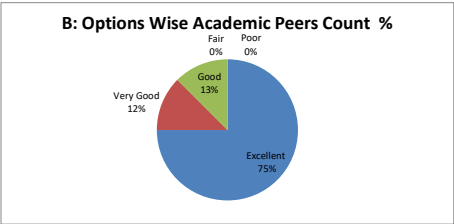
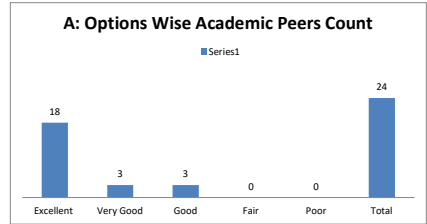
Q.No.9	How do you rate the relevance of the Text Books and reference books by their international recognition to the Courses?					
OPTIONS	A	B	C	D	E	Academic Peers
	Excellent	Very Good	Good	Average	Poor	
Result	17	5	2	0	0	24
	Excellent	Very Good	Good	Fair	Poor	Total



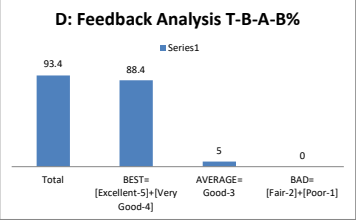
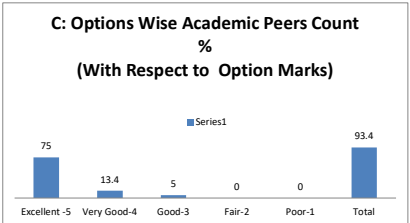
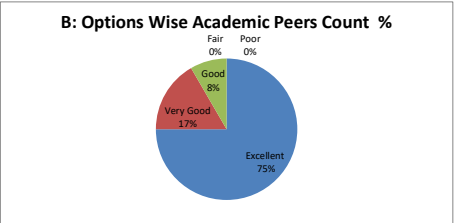
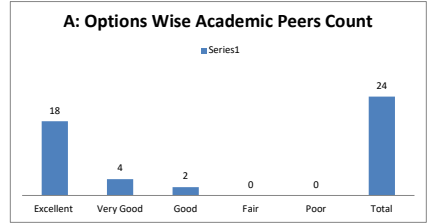
Q.NO.10	How do you rate the sequence of the Courses that you have studied are in sequence to what you have studied in the previous semester?					
OPTIONS	A	B	C	D	E	Academic Peers
	Excellent	Very Good	Good	Average	Poor	
Result	19	4	1	0	0	24
	Excellent	Very Good	Good	Fair	Poor	Total



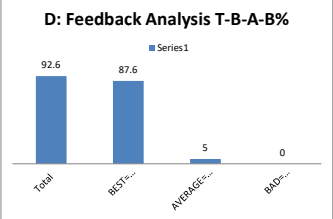
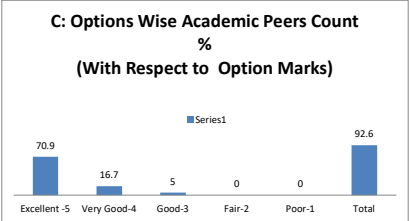
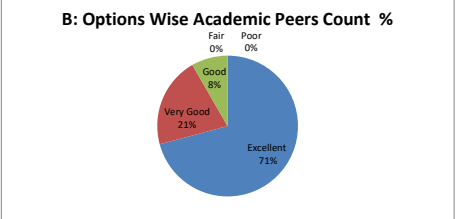
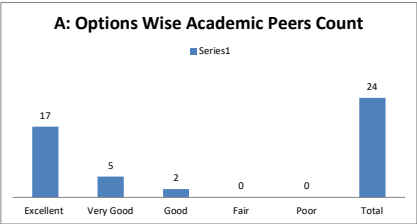
Q.NO.11	Rate the Size of syllabus in terms of the load on the student					
OPTIONS	A	B	C	D	E	Academic Peers
	Excellent	Very Good	Good	Average	Poor	
Result	18	3	3	0	0	24
	Excellent	Very Good	Good	Fair	Poor	Total



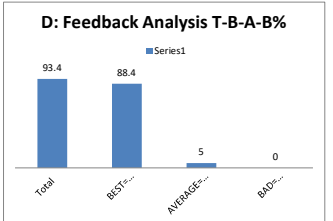
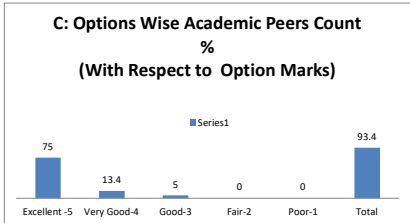
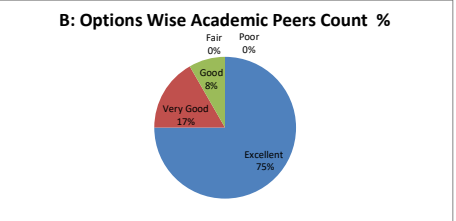
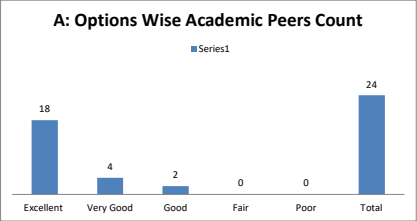
Q.NO.12	Rate the courses in terms of extra learning or self learning considering the design of the courses					
OPTIONS	A	B	C	D	E	Academic Peers
	Excellent	Very Good	Good	Average	Poor	
Result	18	4	2	0	0	24
	Excellent	Very Good	Good	Fair	Poor	Total



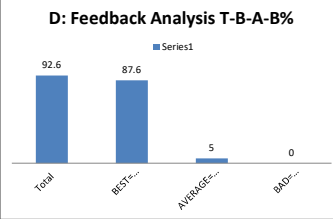
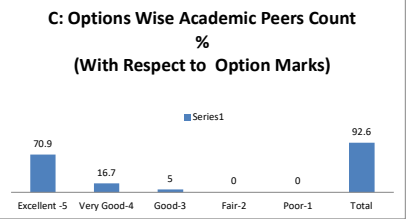
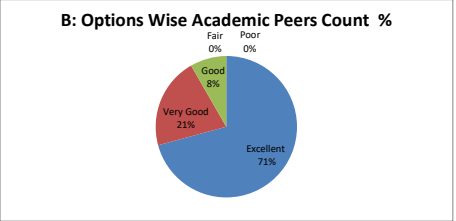
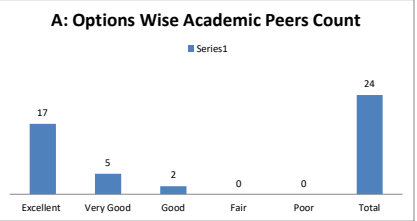
Q.NO.13	Rate the courses in terms of sequence of offering considering whether the preceding courses have been covered.					
OPTIONS	A	B	C	D	E	Academic Peers
	Excellent	Very Good	Good	Average	Poor	
Result	17	5	2	0	0	24
	Excellent	Very Good	Good	Fair	Poor	Total



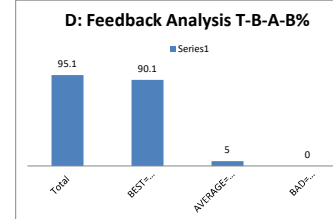
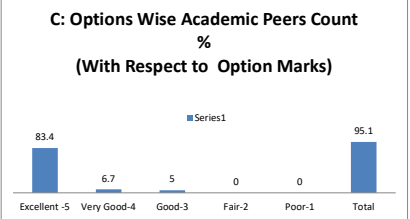
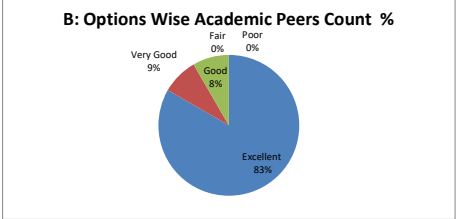
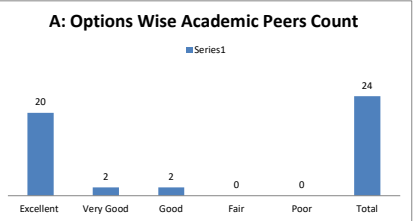
Q.NO.14	How do you Rate the loading of the courses in a semester?					
OPTIONS	A	B	C	D	E	Academic Peers
	Excellent	Very Good	Good	Average	Poor	
Result	18	4	2	0	0	24
	Excellent	Very Good	Good	Fair	Poor	Total



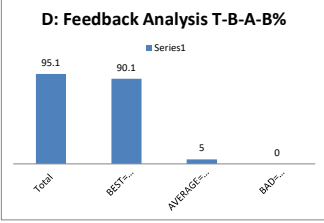
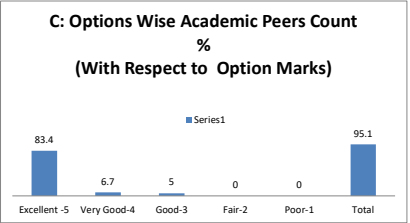
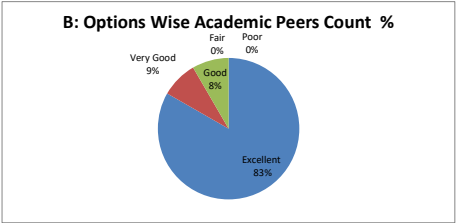
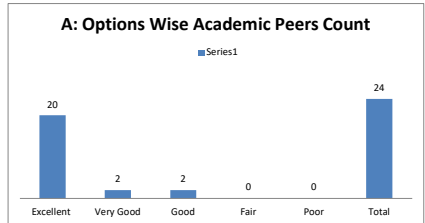
Q.NO.15	How do you rate the evaluation scheme designed for each of the course?					
OPTIONS	A	B	C	D	E	Academic Peers
	Excellent	Very Good	Good	Average	Poor	
Result	17	5	2	0	0	24
	Excellent	Very Good	Good	Fair	Poor	Total



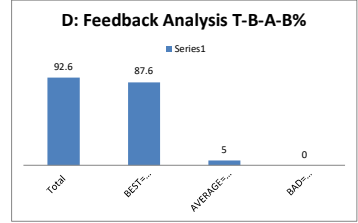
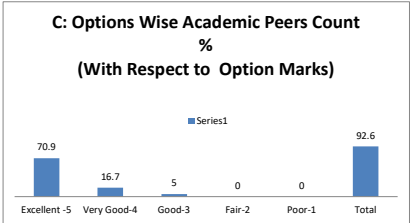
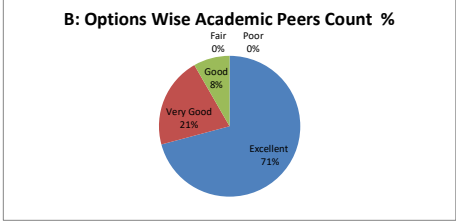
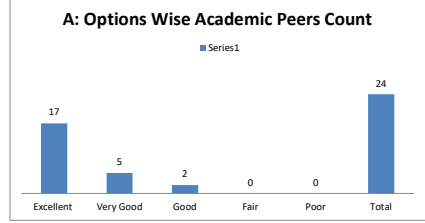
Q.NO.16	How do you rate the objectives stated for each of the course?					
OPTIONS	A	B	C	D	E	Academic Peers
	Excellent	Very Good	Good	Average	Poor	
Result	20	2	2	0	0	24
	Excellent	Very Good	Good	Fair	Poor	Total



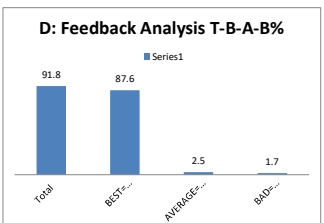
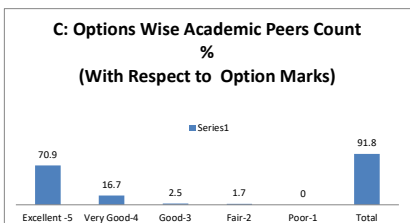
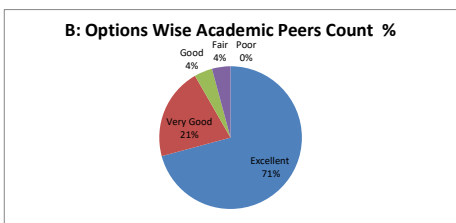
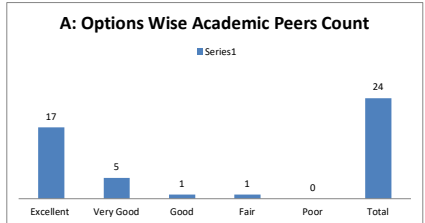
Q.NO.17	How do you rate competencies expected out of the course?					
OPTIONS	A	B	C	D	E	Academic Peers
	Excellent	Very Good	Good	Average	Poor	
Result	20	2	2	0	0	24
	Excellent	Very Good	Good	Fair	Poor	Total



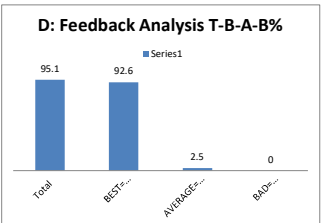
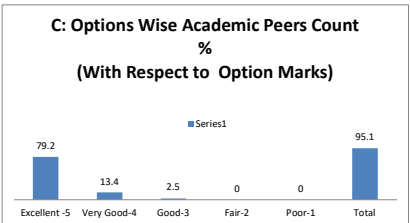
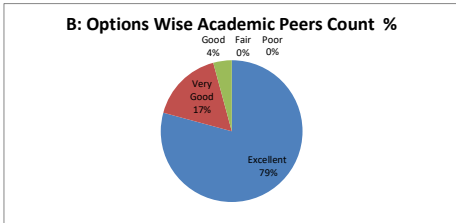
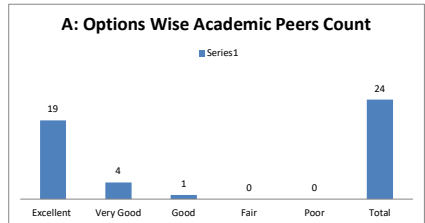
Q.NO.18	How do you rate the composition of the courses in terms of Basic science, Engineering science, Humanities, Discipline core, discipline elective, open elective, project					
OPTIONS	A	B	C	D	E	Academic Peers
	Excellent	Very Good	Good	Average	Poor	
Result	17	5	2	0	0	24
	Excellent	Very Good	Good	Fair	Poor	Total



Q.NO.19	How do you rate the percentage of courses having LAB components?					
OPTIONS	A	B	C	D	E	Academic Peers
	Excellent	Very Good	Good	Average	Poor	
Result	17	5	1	1	0	24
	Excellent	Very Good	Good	Fair	Poor	Total



Q.NO.20	How do you rate the domain used for designing the experiments for the LAB components?					
OPTIONS	A	B	C	D	E	Academic Peers
	Excellent	Very Good	Good	Average	Poor	
Result	19	4	1	0	0	24
	Excellent	Very Good	Good	Fair	Poor	Total



Academic Peers Feedback on Curriculum Overall Analysis

Fig.-1: Total Questions Option wise Academic Peers Average Count

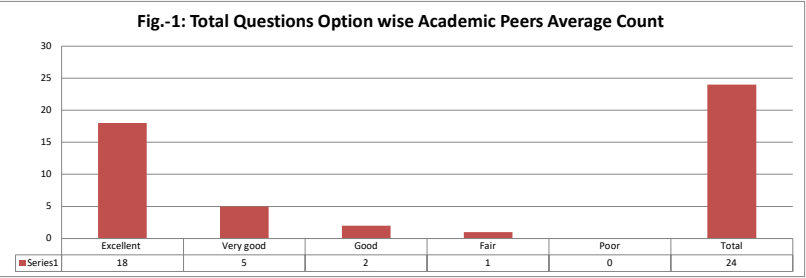


Fig.-2: Total Questions Option wise Academic Peers Average Percentage

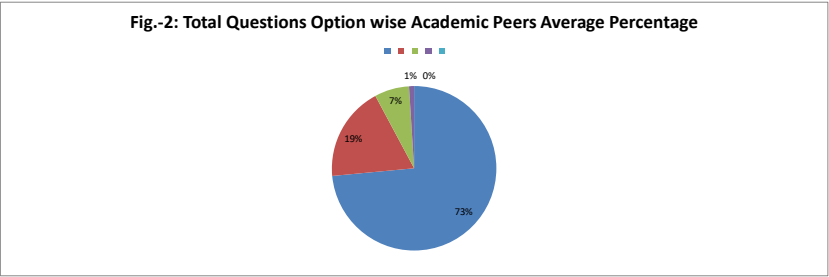


Fig.-3: Each question Options with Academic Peers Count

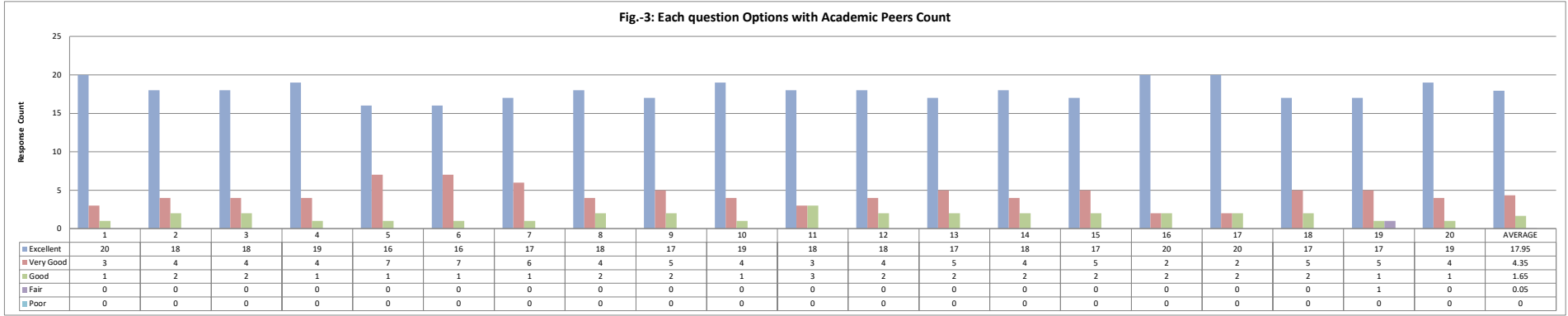
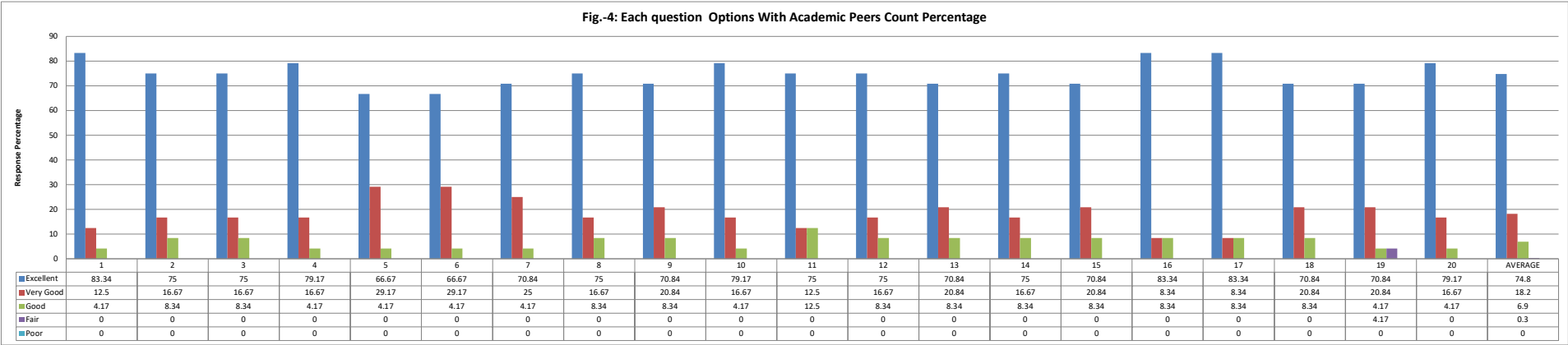


Fig.-4: Each question Options With Academic Peers Count Percentage



Q.No.	1	2	3	4	5	6	7	8	9	10	11	12	13	14	15	16	17	18	19	20
Excellent -5	83.4	75	75	79.2	66.7	66.7	70.9	75	70.9	79.2	75	75	70.9	75	70.9	83.4	83.4	70.9	70.9	79.2
Very Good-4	10	13.4	13.4	13.4	23.4	23.4	20	13.4	16.7	13.4	10	13.4	16.7	13.4	16.7	6.7	6.7	16.7	16.7	13.4
Good-3	2.5	5	5	2.5	2.5	2.5	2.5	5	5	2.5	7.5	5	5	5	5	5	5	5	2.5	2.5
Fair-2	0	0	0	0	0	0	0	0	0	0	0	0	0	0	0	0	0	0	1.7	0
Poor-1	0	0	0	0	0	0	0	0	0	0	0	0	0	0	0	0	0	0	0	0
Total	95.9	93.4	93.4	95.1	92.6	92.6	93.4	93.4	92.6	95.1	92.5	93.4	92.6	93.4	92.6	95.1	95.1	92.6	91.8	95.1

[illegible]

PART - E

Most Positive and Negative Response Feedback Questions - Analysis and Action Taken

Most Positive Response Feedback Questions

Sl.No.	Q.No.	Question
P_1	1	How do you rate the sequence of the Courses provided in the curriculum?
P_2	10	How do you rate the sequence of the Courses that you have studied are in sequence to what you have studied in the previous semester?
P_3	3	How do you rate the structure framed for entire program?

Most Negative Response Feedback Questions

Sl.No.	Q.No.	Question
N_1	Nil	Nil

Action Taken on Negative Response Feedback Questions

Sl.No.	Q.No.	Analysis	Action Taken	Feedback After Action Taken	Department	Program	Specialization	DAC No.	Page No.	Date	BOS No.	Page No.	Date
N_1	Nil	Nil	Nil	Nil	Nil	Nil	Nil	Nil	Nil	Nil	Nil	Nil	Nil

Any other Recommendations / Suggestion(s) given by Academic Peers - Analysis and Action Taken

Sl.No.	Academic Peers Details	Recommendations / Suggestion(s)	Analysis	Action Taken	Any other Remarks	Department	Program	Specialization	DAC No.	Page No.	Date	BOS No.	Page No.	Date
1	Dr P Sobitha Rani, Associate professor, Bhaskar pharmacy college	Recommend adding Pharmaceutical Regulatory Affairs subject or course in the curriculum	Students will be gaining more employment opportunities by doing this course	The recommended course is already included in the curriculum as elective course as per the student interest	Nil	Pharmacy	B. Pharmacy	NA	14	3	29-06-2023	14	3	30-06-2023

G. Chellaboina
PRINCIPAL
 KLR College of Pharmacy
 Koneru Lakshmaiah Educational Foundation
 (Deemed to be University)
 Green Fields, Vaddeswaram-522502
 Guntur District, Andhra Pradesh.

Department of Pharmacy
Koneru Lakshmaiah Education Foundation
(K L Deemed to be University)

Academic Peers Feedback on Curriculum Analysis Report

Academic Year: 2023-2024

Semester - EVEN

PART - A

Q.No.	Excellent	Very Good	Good	Fair	Poor	Total
1	19	3	1	0	0	23
2	17	4	2	0	0	23
3	17	4	2	0	0	23
4	18	4	1	0	0	23
5	15	7	1	0	0	23
6	15	7	1	0	0	23
7	16	6	1	0	0	23
8	17	4	2	0	0	23
9	16	5	2	0	0	23
10	18	4	1	0	0	23
11	17	3	3	0	0	23
12	17	4	2	0	0	23
13	16	5	2	0	0	23
14	17	4	2	0	0	23
15	16	5	2	0	0	23
16	19	2	2	0	0	23
17	19	2	2	0	0	23
18	16	5	2	0	0	23
19	16	5	1	1	0	23
20	18	4	1	0	0	23
AVERAGE	16.95	4.35	1.65	0.05	0	23
Feedback Average Out of 5 Scale					4.67	

PART - B

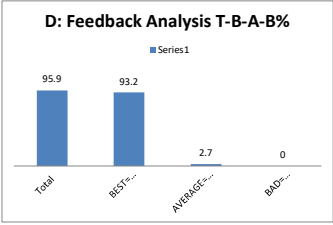
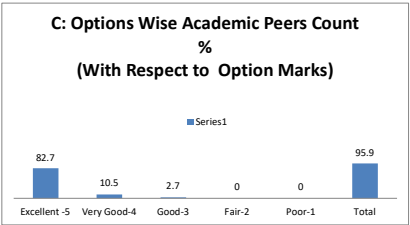
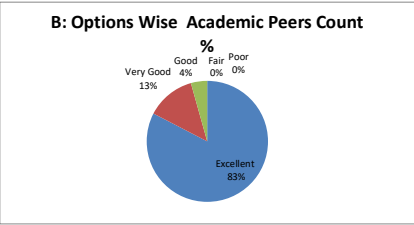
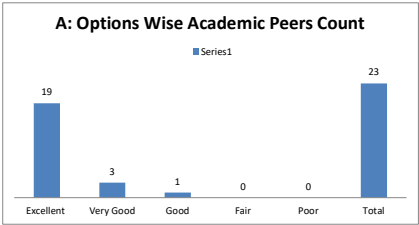
Questions and Options

Each Question Feedback Average out of 5 Scale						
Q.NO.1	How do you rate the sequence of the Courses provided in the curriculum?					4.79
OPTIONS	Excellent	Very Good	Good	Average	Poor	
Q.NO.2	How do you rate the syllabus of the courses in relation to the competencies expected out of the course?					4.66
OPTIONS	Excellent	Very Good	Good	Average	Poor	
Q.NO.3	How do you rate the structure framed for entire program?					4.66
OPTIONS	Excellent	Very Good	Good	Average	Poor	
Q.NO.4	How do you rate the sequence of the units in the course?					4.74
OPTIONS	Excellent	Very Good	Good	Average	Poor	
Q.NO.5	How do you rate the allocation of the credits to the courses?					4.61
OPTIONS	Excellent	Very Good	Good	Average	Poor	
Q.NO.6	How do you rate the distribution of the contact hours among the course components (L-T-P)?					4.61
OPTIONS	Excellent	Very Good	Good	Average	Poor	
Q.NO.7	How do you rate the offering of the electives in terms of their relevance to the specialization streams?					4.66
OPTIONS	Excellent	Very Good	Good	Average	Poor	
Q.NO.8	How do you rate the electives offered in relation to the Technological advancements?					4.66
OPTIONS	Excellent	Very Good	Good	Average	Poor	
Q.No.9	How do you rate the relevance of the Text Books and reference books by their International recognition to the Courses?					4.61
OPTIONS	Excellent	Very Good	Good	Average	Poor	
Q.NO.10	How do you rate the sequence of the Courses that you have studied are in sequence to what you have studied in the previous semester?					4.74
OPTIONS	Excellent	Very Good	Good	Average	Poor	
Q.NO.11	Rate the Size of syllabus in terms of the load on the student					4.61
OPTIONS	Excellent	Very Good	Good	Average	Poor	
Q.NO.12	Rate the courses in terms of extra learning or self learning considering the design of the courses					4.66
OPTIONS	Excellent	Very Good	Good	Average	Poor	
Q.NO.13	Rate the courses in terms of sequence of offering considering whether the preceding courses have been covered.					4.61
OPTIONS	Excellent	Very Good	Good	Average	Poor	
Q.NO.14	How do you Rate the loading of the courses in a semester?					4.66
OPTIONS	Excellent	Very Good	Good	Average	Poor	
Q.NO.15	How do you rate the evaluation scheme designed for each of the course?					4.61
OPTIONS	Excellent	Very Good	Good	Average	Poor	
Q.NO.16	How do you rate the objectives stated for each of the course?					4.74
OPTIONS	Excellent	Very Good	Good	Average	Poor	
Q.NO.17	How do you rate competencies expected out of the course?					4.74
OPTIONS	Excellent	Very Good	Good	Average	Poor	
Q.NO.18	How do you rate the composition of the courses in terms of Basic science, Engineering science, Humanities, Discipline core, discipline					4.61
OPTIONS	Excellent	Very Good	Good	Average	Poor	
Q.NO.19	How do you rate the percentage of courses having LAB components?					4.57
OPTIONS	Excellent	Very Good	Good	Average	Poor	
Q.NO.20	How do you rate the domain used for designing the experiments for the LAB components?					4.74
OPTIONS	Excellent	Very Good	Good	Average	Poor	

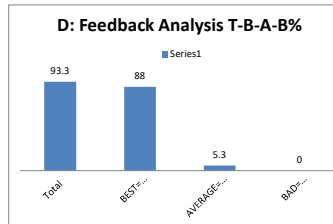
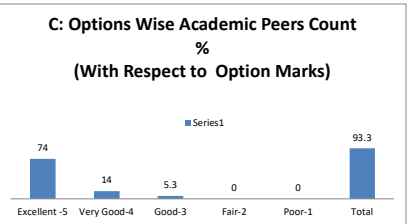
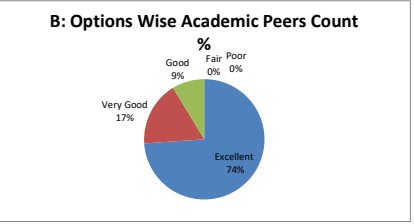
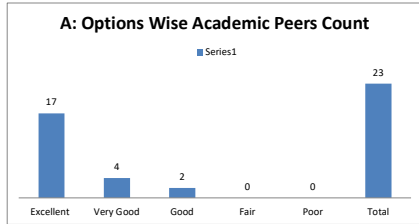
PART - C

Question Wise Analysis

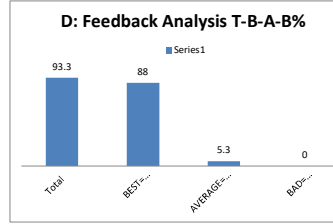
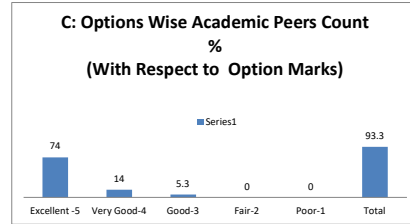
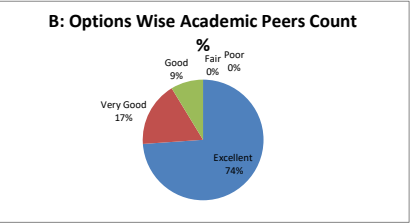
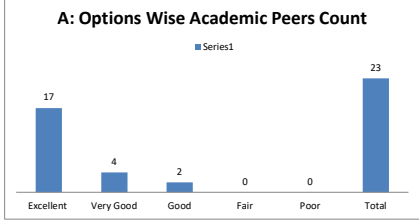
Q.NO.1	How do you rate the sequence of the Courses provided in the curriculum?					
OPTIONS	A	B	C	D	E	Academic Peers
	Excellent	Very Good	Good	Average	Poor	
Result	19	3	1	0	0	23
	Excellent	Very Good	Good	Fair	Poor	Total



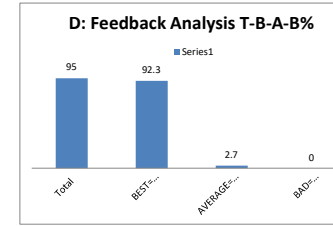
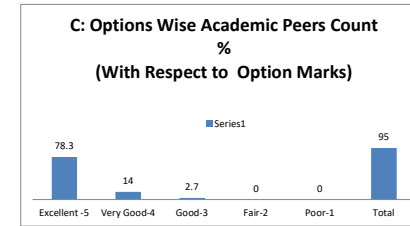
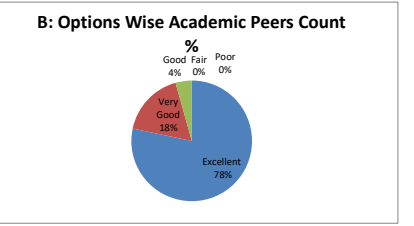
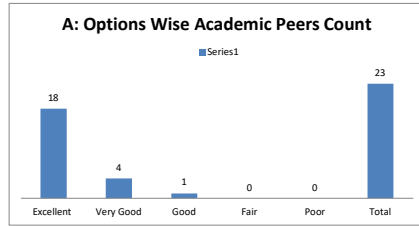
Q.NO.2	How do you rate the syllabus of the courses in relation to the competencies expected out of the course?					
OPTIONS	A	B	C	D	E	Academic Peers
	Excellent	Very Good	Good	Average	Poor	
Result	17	4	2	0	0	23
	Excellent	Very Good	Good	Fair	Poor	Total



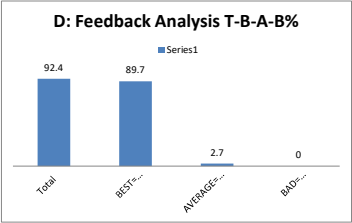
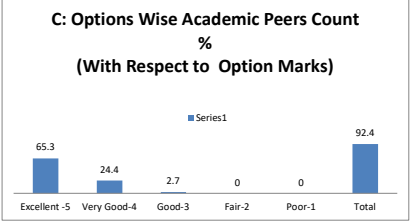
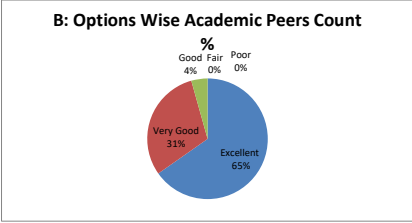
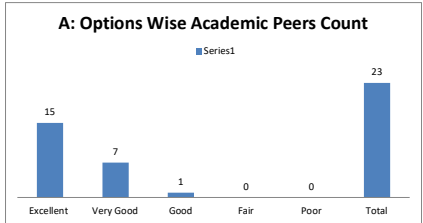
Q.NO.3	How do you rate the structure framed for entire program?					
OPTIONS	A	B	C	D	E	Academic Peers
	Excellent	Very Good	Good	Average	Poor	
Result	17	4	2	0	0	23
	Excellent	Very Good	Good	Fair	Poor	Total



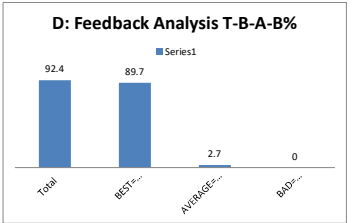
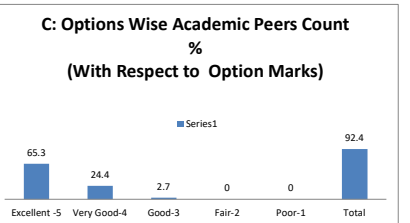
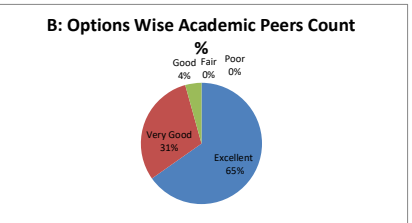
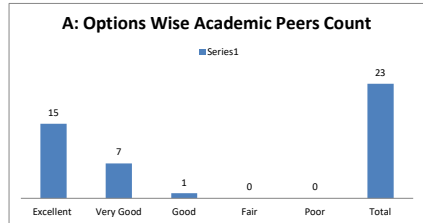
Q.NO.4	How do you rate the sequence of the units in the course?					
OPTIONS	A	B	C	D	E	Academic Peers
	Excellent	Very Good	Good	Average	Poor	
Result	18	4	1	0	0	23
	Excellent	Very Good	Good	Fair	Poor	Total



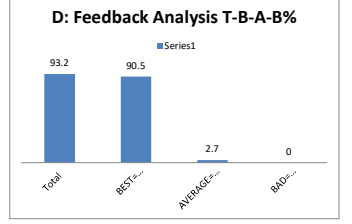

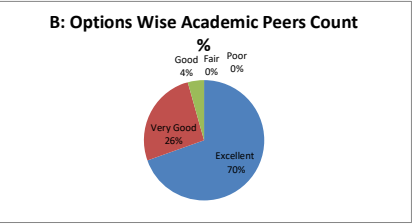
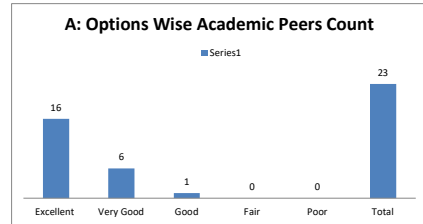
Q.NO.5	How do you rate the allocation of the credits to the courses?					
OPTIONS	A	B	C	D	E	Academic Peers
	Excellent	Very Good	Good	Average	Poor	
Result	15	7	1	0	0	23
	Excellent	Very Good	Good	Fair	Poor	Total



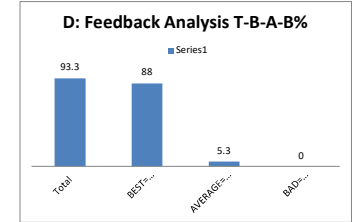
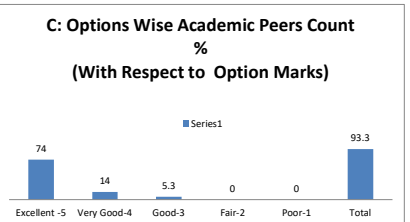
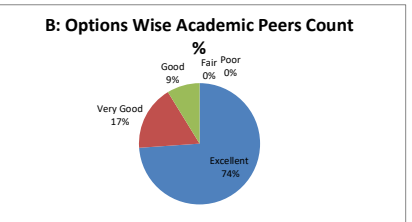
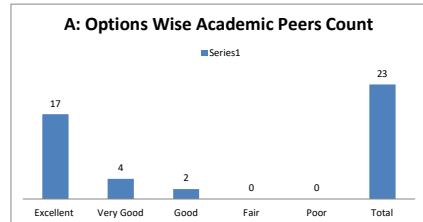
Q.NO.6	How do you rate the distribution of the contact hours among the course components (L-T-P)?					
OPTIONS	A	B	C	D	E	Academic Peers
	Excellent	Very Good	Good	Average	Poor	
Result	15	7	1	0	0	23
	Excellent	Very Good	Good	Fair	Poor	Total



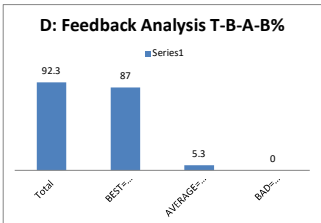
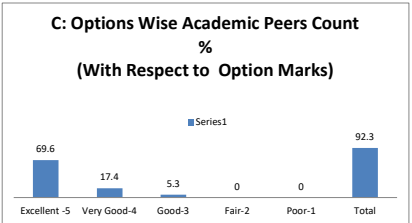
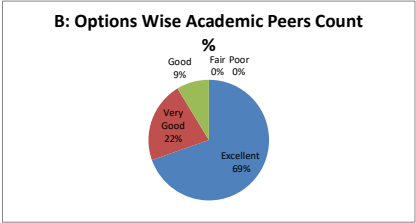
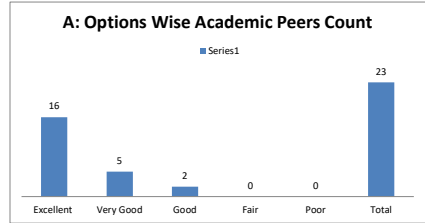
Q.NO.7	How do you rate the offering of the electives in terms of their relevance to the specialization streams?					
OPTIONS	A	B	C	D	E	Academic Peers
	Excellent	Very Good	Good	Average	Poor	
Result	16	6	1	0	0	23
	Excellent	Very Good	Good	Fair	Poor	Total



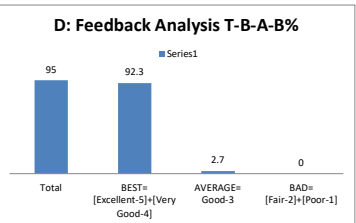
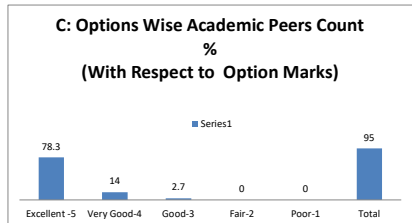
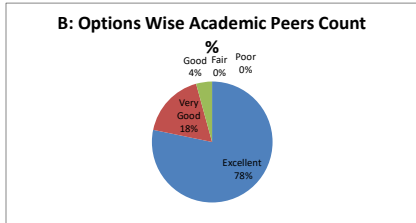
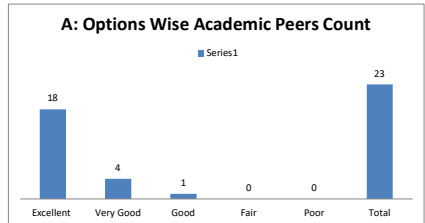
Q.NO.8	How do you rate the electives offered in relation to the Technological advancements?					
OPTIONS	A	B	C	D	E	Academic Peers
	Excellent	Very Good	Good	Average	Poor	
Result	17	4	2	0	0	23
	Excellent	Very Good	Good	Fair	Poor	Total



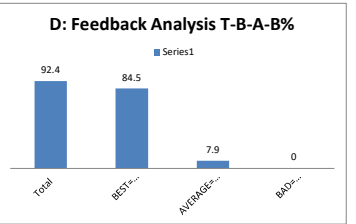

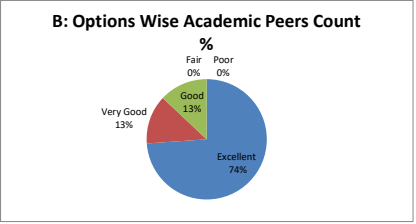
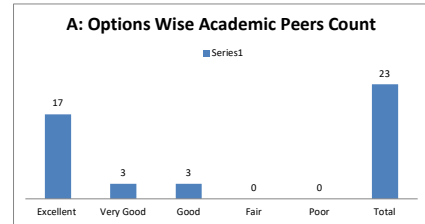
Q.No.9	How do you rate the relevance of the Text Books and reference books by their international recognition to the Courses?					
OPTIONS	A	B	C	D	E	Academic Peers
	Excellent	Very Good	Good	Average	Poor	
Result	16	5	2	0	0	23
	Excellent	Very Good	Good	Fair	Poor	Total



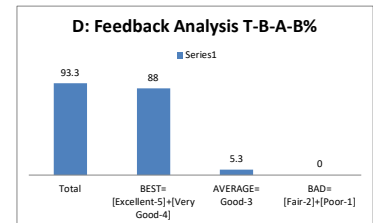
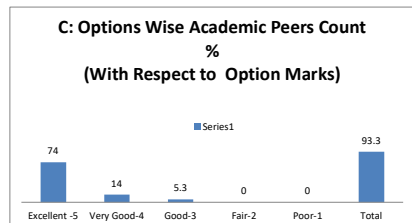
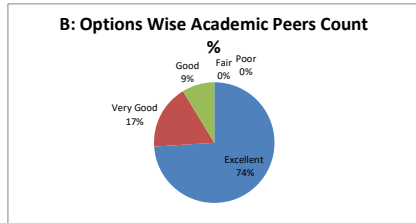
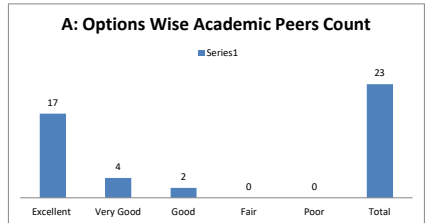
Q.NO.10	How do you rate the sequence of the Courses that you have studied are in sequence to what you have studied in the previous semester?					
OPTIONS	A	B	C	D	E	Academic Peers
	Excellent	Very Good	Good	Average	Poor	
Result	18	4	1	0	0	23
	Excellent	Very Good	Good	Fair	Poor	Total



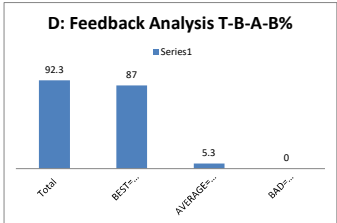
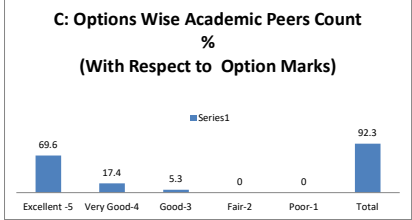
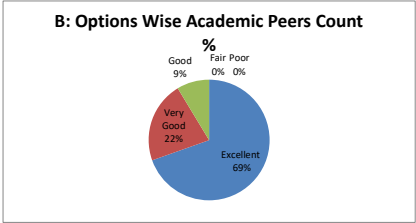
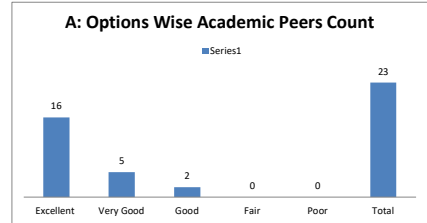
Q.NO.11	Rate the Size of syllabus in terms of the load on the student					
OPTIONS	A	B	C	D	E	Academic Peers
	Excellent	Very Good	Good	Average	Poor	
Result	17	3	3	0	0	23
	Excellent	Very Good	Good	Fair	Poor	Total



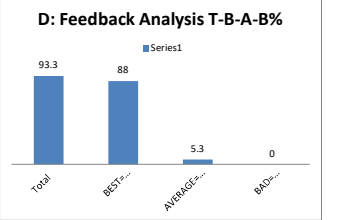
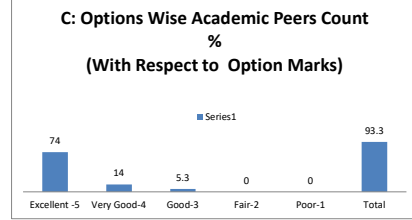
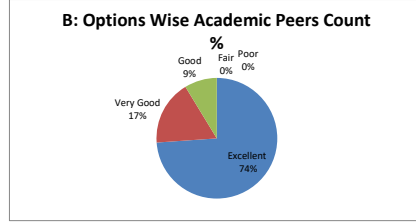
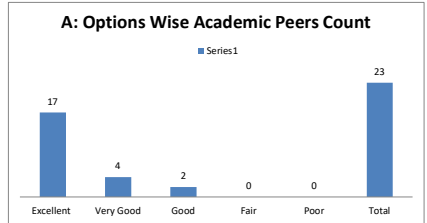
Q.NO.12	Rate the courses in terms of extra learning or self learning considering the design of the courses					
OPTIONS	A	B	C	D	E	Academic Peers
	Excellent	Very Good	Good	Average	Poor	
Result	17	4	2	0	0	23
	Excellent	Very Good	Good	Fair	Poor	Total



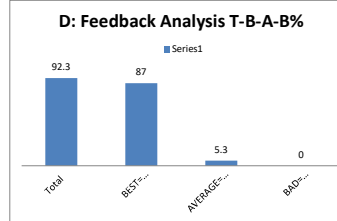
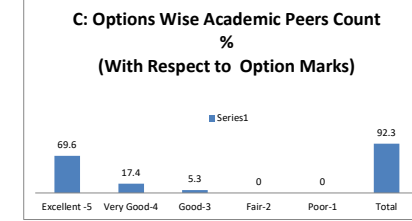
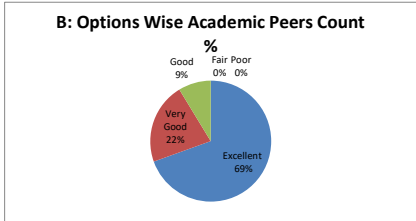
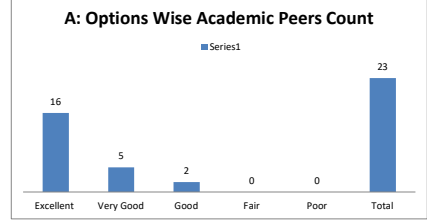
Q.NO.13	Rate the courses in terms of sequence of offering considering whether the preceding courses have been covered.					
OPTIONS	A	B	C	D	E	Academic Peers
	Excellent	Very Good	Good	Average	Poor	
Result	16	5	2	0	0	23
	Excellent	Very Good	Good	Fair	Poor	Total



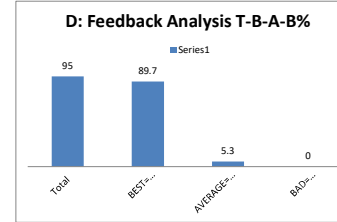
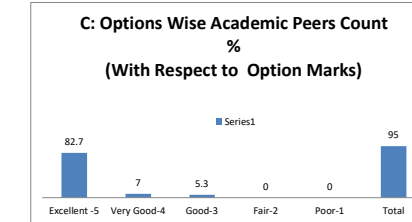
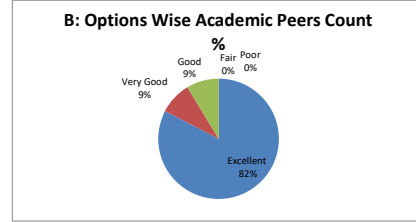
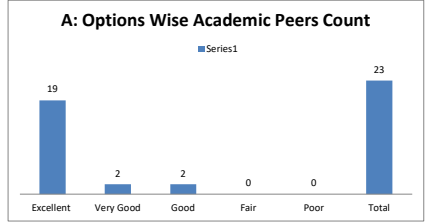
Q.NO.14	How do you Rate the loading of the courses in a semester?					
OPTIONS	A	B	C	D	E	Academic Peers
	Excellent	Very Good	Good	Average	Poor	
Result	17	4	2	0	0	23
	Excellent	Very Good	Good	Fair	Poor	Total



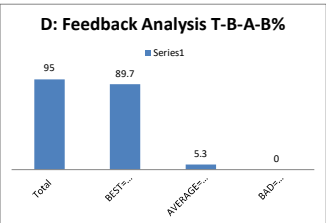
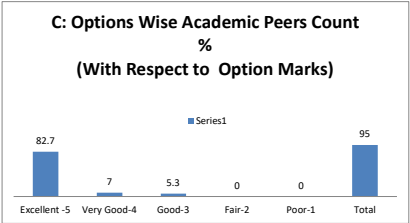
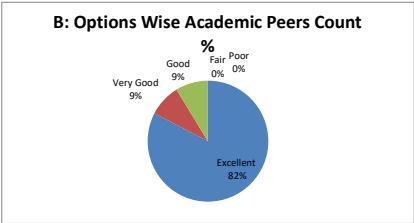
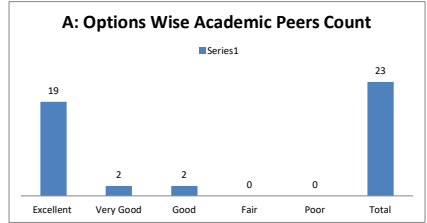
Q.NO.15	How do you rate the evaluation scheme designed for each of the course?					
OPTIONS	A	B	C	D	E	Academic Peers
	Excellent	Very Good	Good	Average	Poor	
Result	16	5	2	0	0	23
	Excellent	Very Good	Good	Fair	Poor	Total



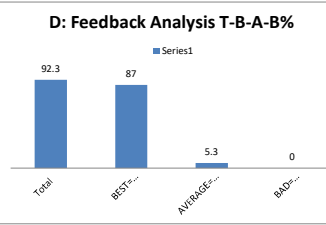
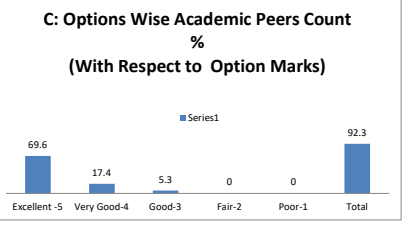
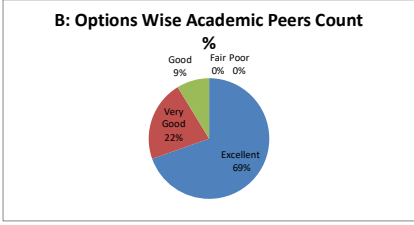
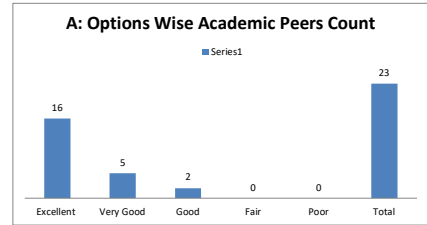
Q.NO.16	How do you rate the objectives stated for each of the course?					
OPTIONS	A	B	C	D	E	Academic Peers
	Excellent	Very Good	Good	Average	Poor	
Result	19	2	2	0	0	23
	Excellent	Very Good	Good	Fair	Poor	Total



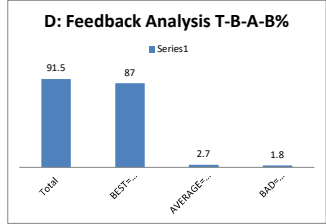
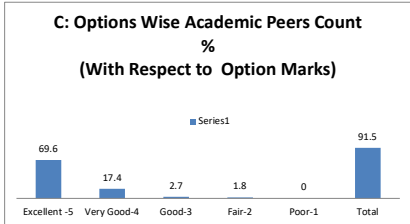
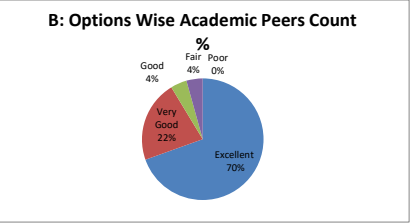
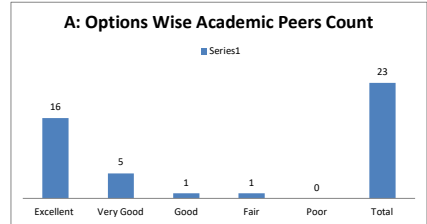
Q.NO.17	How do you rate competencies expected out of the course?					
OPTIONS	A	B	C	D	E	Academic Peers
	Excellent	Very Good	Good	Average	Poor	
Result	19	2	2	0	0	23
	Excellent	Very Good	Good	Fair	Poor	Total



Q.NO.18	How do you rate the composition of the courses in terms of Basic science, Engineering science, Humanities, Discipline core, discipline elective, open					
OPTIONS	A	B	C	D	E	Academic Peers
	Excellent	Very Good	Good	Average	Poor	
Result	16	5	2	0	0	23
	Excellent	Very Good	Good	Fair	Poor	Total



Q.NO.19	How do you rate the percentage of courses having LAB components?					
OPTIONS	A	B	C	D	E	Academic Peers
	Excellent	Very Good	Good	Average	Poor	
Result	16	5	1	1	0	23
	Excellent	Very Good	Good	Fair	Poor	Total



Q.NO.20	How do you rate the domain used for designing the experiments for the LAB components?					
OPTIONS	A	B	C	D	E	Academic Peers
	Excellent	Very Good	Good	Average	Poor	
Result	18	4	1	0	0	23
	Excellent	Very Good	Good	Fair	Poor	Total

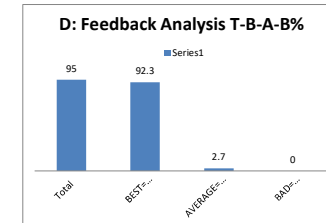
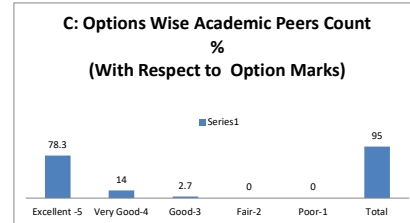
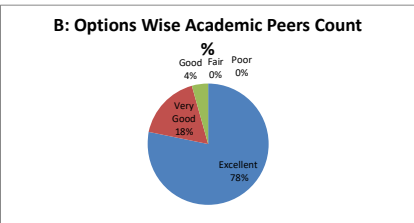
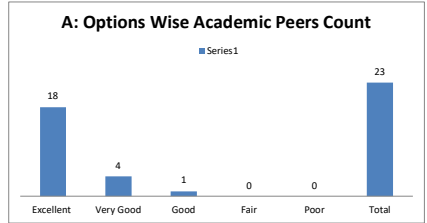


Fig. - 5: Each question Options Academic Peers Count Percentage with Marks

[illegible]

PART - E

Most Positive and Negative Response Feedback Questions - Analysis and Action Taken

Most Positive Response Feedback Questions		
Sl.No.	Q.No.	Question
P_1	1	How do you rate the sequence of the Courses provided in the curriculum?
P_2	10	How do you rate the sequence of the Courses that you have studied are in sequence to what you have studied in the previous semester?
P_3	3	How do you rate the structure framed for entire program?

Most Negative Response Feedback Questions		
Sl.No.	Q.No.	Question
N_1	Nil	Nil

Action Taken on Negative Response Feedback Questions													
Sl.No.	Q.No.	Analysis	Action Taken	Feedback After Action Taken	Department	Program	Specialization	DAC No.	Page No.	Date	BoS No.	Page No.	Date
N_1	Nil	Nil	Nil	Nil	Nil	Nil	NA	Nil	Nil	Nil	Nil	Nil	Nil

Any other Recommendations / Suggestion(s) given by Academic Peers - Analysis and Action Taken														
Sl.No.	Academic Peers Details	Recommendations / Suggestion(s)	Analysis	Action Taken	Any other Remarks	Department	Program	Specialization	DAC No.	Page No.	Date	BoS No.	Page No.	Date
1	Dr V Vasu Naik, Professor at Hindu College of Pharmacy	Has suggested to provide student and faculty exchange programmes in international universities	By providing these type of programme students will be exposed to various novel methods of learning and enhance their skills	It is recommended to initiate the student and faculty exchange programmes at various International universities.	Nil	Pharmacy	B. Pharmacy, M. Pharmacy and Pharm.D	NA	15	2	11-11-2023	15	3	16-11-2023

G. Chakravarthy
PRINCIPAL
 KL College of Pharmacy
 Koneru Lakshmaiah Educational Foundation
 (Deemed to be University)
 Green Fields, Vaddeswaram-522502
 Guntur District, Andhra Pradesh.

Department of Pharmacy
Koneru Lakshmaiah Education Foundation
(K L Deemed to be University)

Alumni Feedback on Curriculum Analysis Report
Academic Year: 2023-2024
Semester - ODD

PART - A

Q.No.	Excellent	Very Good	Good	Fair	Poor	Total
1	7	5	0	0	0	12
2	6	6	0	0	0	12
3	7	5	0	0	0	12
4	6	4	2	0	0	12
5	6	4	2	0	0	12
6	6	6	0	0	0	12
7	6	5	1	0	0	12
8	6	4	1	0	0	12
9	6	4	2	0	0	12
10	6	4	2	0	0	12
AVERAGE	7	5	1	0	0	12
Feedback Average Out of 5 Marks					4.34	

PART - B

Questions and Options

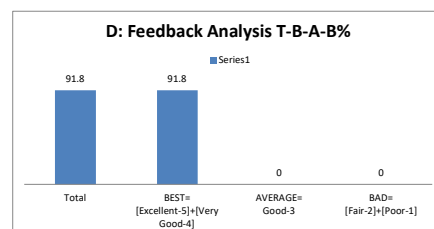
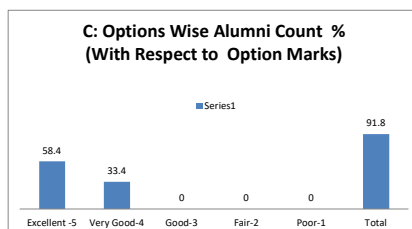
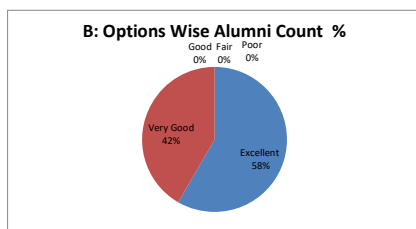
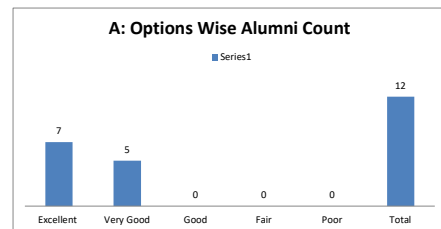
Each Question Feedback Average out of 5 Scale

Q.NO.1	How do you rate relevance of the courses in relation to the program?					
OPTIONS	Excellent	Very Good	Good	Average	Poor	4.59
Q.NO.2	How do you rate the sequence of the courses included into the programs?					4.5
OPTIONS	Excellent	Very Good	Good	Average	Poor	
Q.NO.3	How do you rate the competencies in relation to the course content?					4.59
OPTIONS	Excellent	Very Good	Good	Average	Poor	
Q.NO.4	How do rate the sequence of the topics in the units?					4.34
OPTIONS	Excellent	Very Good	Good	Average	Poor	
Q.NO.5	Rate the offering of the in relation to the specialization streams?					4.34
OPTIONS	Excellent	Very Good	Good	Average	Poor	
Q.NO.6	How do you rate the offering of the electives in relation to the Technological advancements?					4.5
OPTIONS	Excellent	Very Good	Good	Average	Poor	
Q.NO.7	How do you rate the courses which are skills related suiting to the Industry included into the programs?					4.42
OPTIONS	Excellent	Very Good	Good	Average	Poor	
Q.NO.8	How do you rate the domain used for designing the experiments in terms of the suitability of the Tools to the domain?					4.42
OPTIONS	Excellent	Very Good	Good	Average	Poor	
Q.No.9	How do you rate the experiments in terms of their relevance to the real life application?					4.34
OPTIONS	Excellent	Very Good	Good	Average	Poor	
Q.NO.10	How do you rate the courses that you have leant in relation to your current Job					4.34
OPTIONS	Excellent	Very Good	Good	Average	Poor	

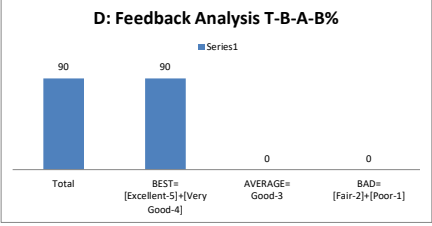
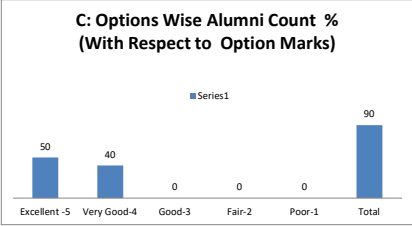
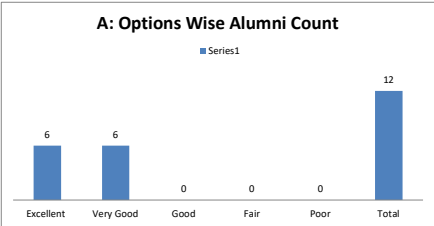
PART - C

Question Wise Analysis

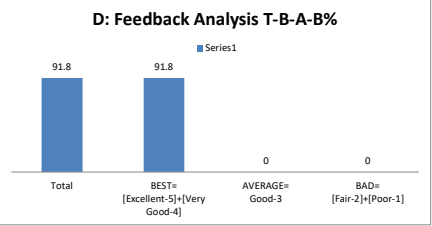
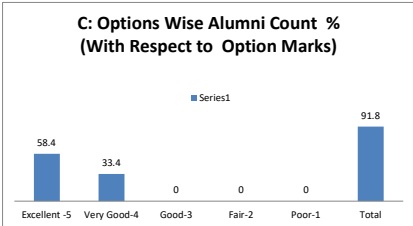
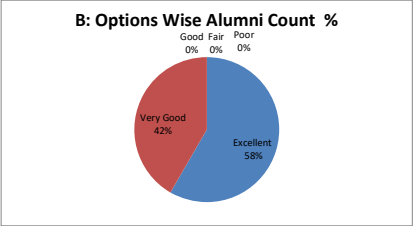
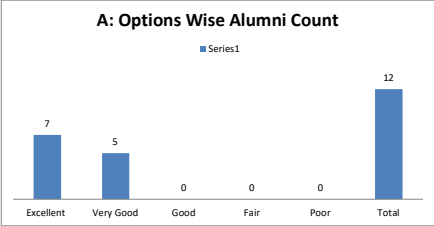
Q.NO.1	How do you rate relevance of the courses in relation to the program?					
OPTIONS	A	B	C	D	E	Alumni
	Excellent	Very Good	Good	Average	Poor	
Result	7	5	0	0	0	12
	Excellent	Very Good	Good	Fair	Poor	Total



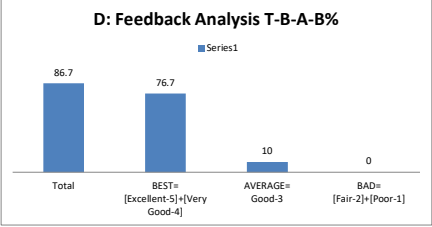
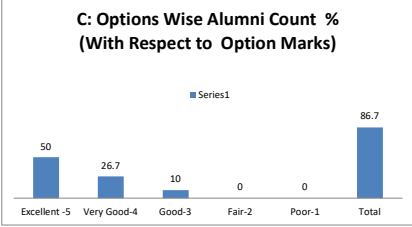
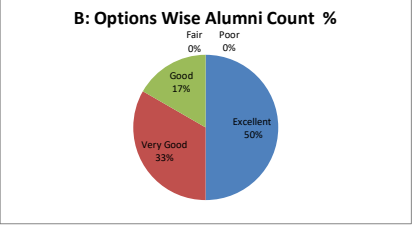
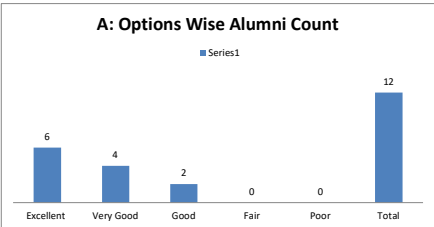
Q.NO.2	How do you rate the sequence of the courses included into the programs?					
OPTIONS	A	B	C	D	E	Alumni
	Excellent	Very Good	Good	Average	Poor	
Result	6	6	0	0	0	12
	Excellent	Very Good	Good	Fair	Poor	Total



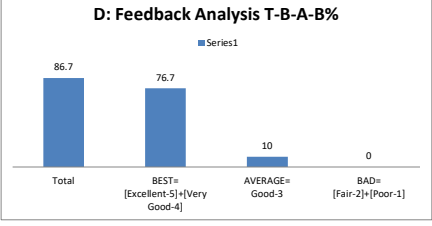
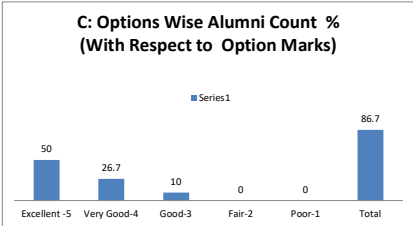
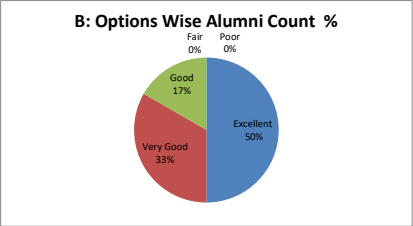
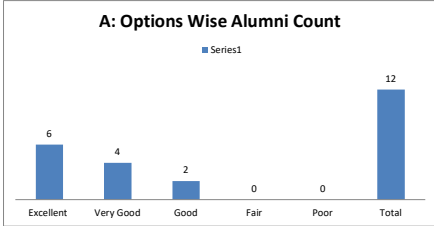
Q.NO.3	How do you rate the competencies in relation to the course content?					
OPTIONS	A	B	C	D	E	Alumni
	Excellent	Very Good	Good	Average	Poor	
Result	7	5	0	0	0	12
	Excellent	Very Good	Good	Fair	Poor	Total



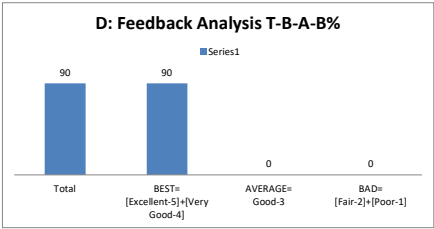
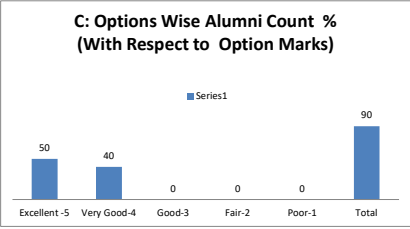
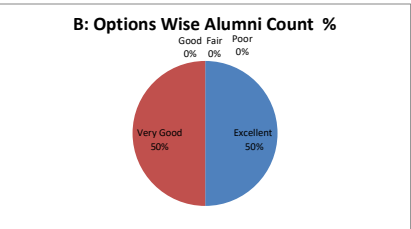
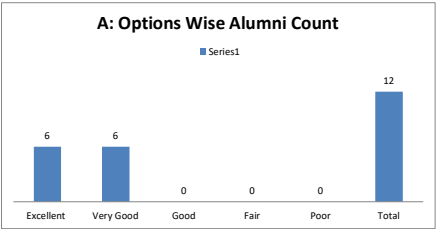
Q.NO.4	How do rate the sequence of the topics in the units?					
OPTIONS	A	B	C	D	E	Alumni
	Excellent	Very Good	Good	Average	Poor	
Result	6	4	2	0	0	12
	Excellent	Very Good	Good	Fair	Poor	Total



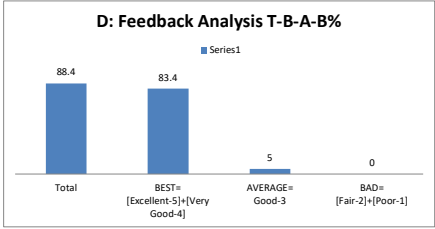
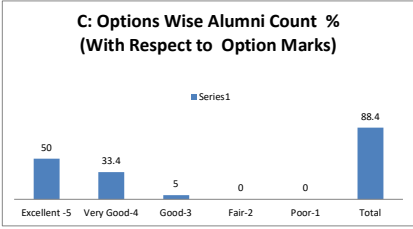
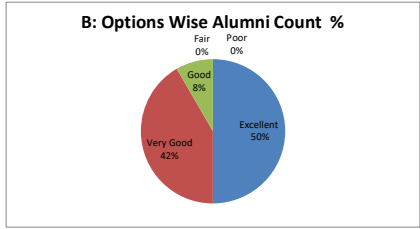
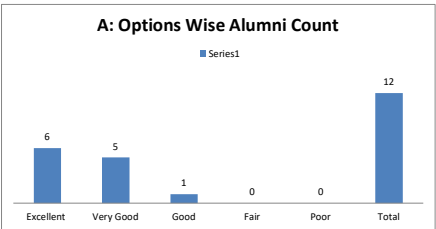
Q.NO.5	Rate the offering of the in relation to the specialization streams?					
OPTIONS	A	B	C	D	E	Alumni
	Excellent	Very Good	Good	Average	Poor	
Result	6	4	2	0	0	12
	Excellent	Very Good	Good	Fair	Poor	Total



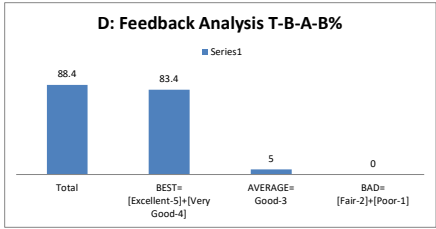
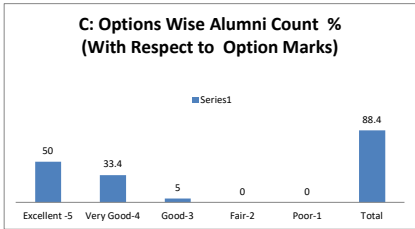
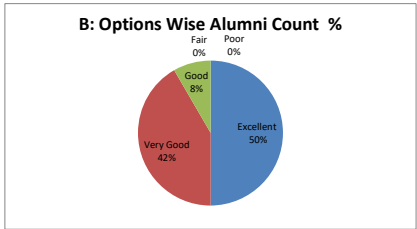
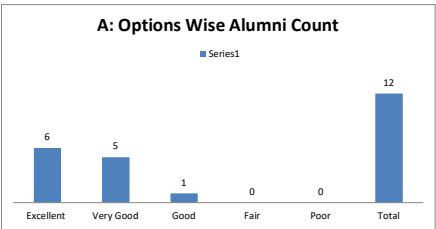
Q.NO.6	How do you rate the offering of the electives in relation to the Technological advancements?					
OPTIONS	A	B	C	D	E	Alumni
	Excellent	Very Good	Good	Average	Poor	
Result	6	6	0	0	0	12
	Excellent	Very Good	Good	Fair	Poor	



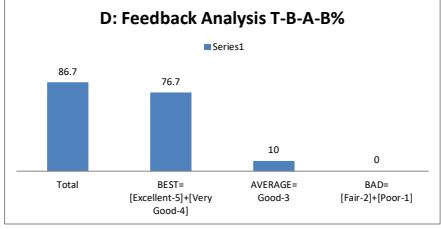
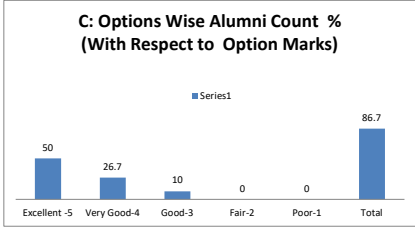
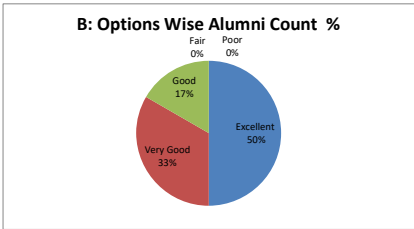
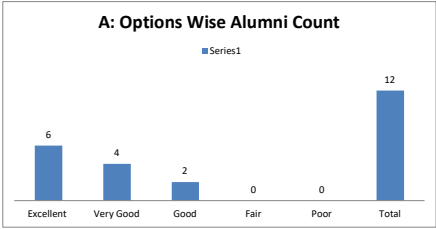
Q.NO.7	How do you rate the courses which are skills related suiting to the Industry included into the programs?					
OPTIONS	A	B	C	D	E	Alumni
	Excellent	Very Good	Good	Average	Poor	
Result	6	5	1	0	0	12
	Excellent	Very Good	Good	Fair	Poor	



Q.NO.8	How do you rate the domain used for designing the experiments in terms of the suitability of the Tools to the domain?					
OPTIONS	A	B	C	D	E	Alumni
	Excellent	Very Good	Good	Average	Poor	
Result	6	5	1	0	0	12
	Excellent	Very Good	Good	Fair	Poor	



Q.No.9	How do you rate the experiments in terms of their relevance to the real life application?					
OPTIONS	A	B	C	D	E	Alumni
	Excellent	Very Good	Good	Average	Poor	
Result	6	4	2	0	0	12
	Excellent	Very Good	Good	Fair	Poor	



PART - E

Most Positive and Negative Response Feedback Questions - Analysis and Action Taken

Most Positive Response Feedback Questions

Sl.No.	Q.No.	Question
P_1	3	How do you rate the competencies in relation to the course content?
P_2	1	How do you rate relevance of the courses in relation to the program?
P_3	2	How do you rate the sequence of the courses included into the programs?

Most Negative Response Feedback Questions

Sl.No.	Q.No.	Question
N_1	Nil	Nil

Action Taken on Negative Response Feedback Questions

Sl.No.	Q.No.	Analysis	Action Taken	Feedback After Action Taken	Department	Program	Specialization	DAC No.	Page No.	Date	BoS No.	Page No.	Date
N_1	Nil	Nil	Nil	Nil	Pharmacy	B. Pharmacy	NA	Nil	Nil	Nil	Nil	Nil	Nil

Any other Recommendations / Suggestion(s) given by Alumni - Analysis and Action Taken

Sl.No.	Alumni Peers Details	Recommendations / Suggestion(s)	Analysis	Action Taken	Any other Remarks	Department	Program	Specialization	DAC No.	Page No.	Date	BoS No.	Page No.	Date
1	Evanson Gicharu, Student of B. Pharmacy, Pharmacist in Evamer Pharmaceuticals	Has recommended introducing entrepreneurship as a unit. This will help those who want to venture into self-employment.	Student will be able to build his own establishment by incorporating this course	The recommended course is already included in the curriculum as DTI where student can learn about entrepreneurship	NA	Pharmacy	B. Pharmacy	NA	14	3	29-06-2023	14	3	30-06-2023

G. Chakravarthy
PRINCIPAL
 KL College of Pharmacy
 Koneru Lakshmaiah Educational Foundation
 (Deemed to be University)
 Green Feilds, Vaddeswaram-522502
 Guntur District, Andhra Pradesh.

Department of Pharmacy
Koneru Lakshmaiah Education Foundation
(K L Deemed to be University)

Alumni Feedback on Curriculum Analysis Report
Academic Year: 2023-2024
Semester - EVEN

PART - A

Q.No.	Excellent	Very Good	Good	Fair	Poor	Total
1	6	5	0	0	0	11
2	6	5	0	0	0	11
3	6	5	0	0	0	11
4	6	5	0	0	0	11
5	6	3	2	0	0	11
6	6	5	0	0	0	11
7	6	5	0	0	0	11
8	6	5	0	0	0	11
9	6	3	2	0	0	11
10	6	3	2	0	0	11
AVERAGE	6	5	1	0	0	11
Feedback Average Out of 5 Marks					4.37	

PART - B

Questions and Options

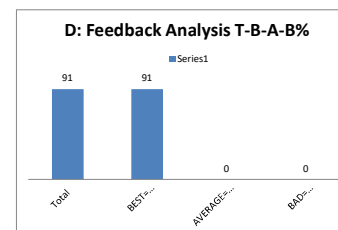
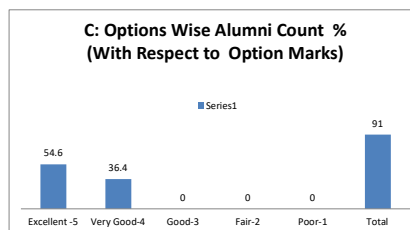
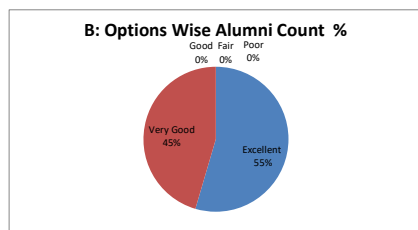
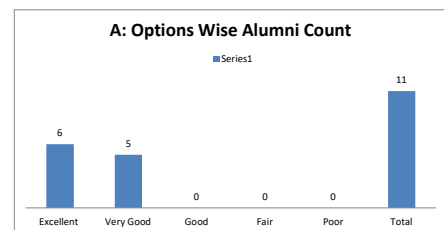
Each Question Feedback Average out of 5 Scale

Q.NO.1	How do you rate relevance of the courses in relation to the program?					
OPTIONS	Excellent	Very Good	Good	Average	Poor	4.55
Q.NO.2	How do you rate the sequence of the courses included into the programs?					4.55
OPTIONS	Excellent	Very Good	Good	Average	Poor	
Q.NO.3	How do you rate the competencies in relation to the course content?					4.55
OPTIONS	Excellent	Very Good	Good	Average	Poor	
Q.NO.4	How do rate the sequence of the topics in the units?					4.55
OPTIONS	Excellent	Very Good	Good	Average	Poor	
Q.NO.5	Rate the offering of the in relation to the specialization streams?					4.37
OPTIONS	Excellent	Very Good	Good	Average	Poor	
Q.NO.6	How do you rate the offering of the electives in relation to the Technological advancements?					4.55
OPTIONS	Excellent	Very Good	Good	Average	Poor	
Q.NO.7	How do you rate the courses which are skills related suiting to the Industry included into the programs?					4.55
OPTIONS	Excellent	Very Good	Good	Average	Poor	
Q.NO.8	How do you rate the domain used for designing the experiments in terms of the suitability of the Tools to the domain?					4.55
OPTIONS	Excellent	Very Good	Good	Average	Poor	
Q.No.9	How do you rate the experiments in terms of their relevance to the real life application?					4.37
OPTIONS	Excellent	Very Good	Good	Average	Poor	
Q.NO.10	How do you rate the courses that you have leant in relation to your current Job					4.37
OPTIONS	Excellent	Very Good	Good	Average	Poor	

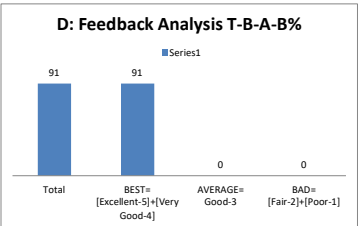
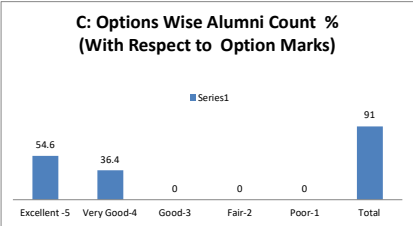
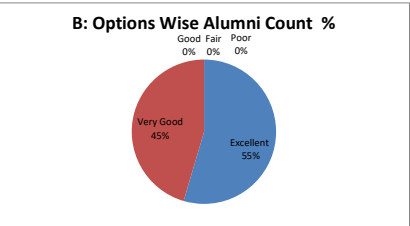
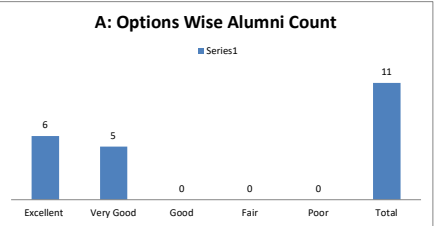
PART - C

Question Wise Analysis

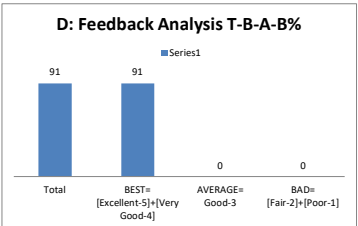
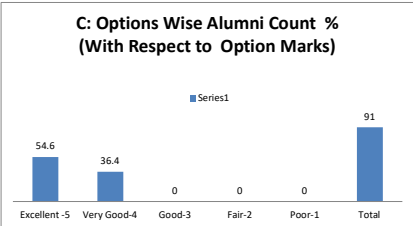
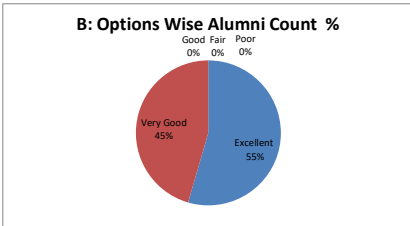
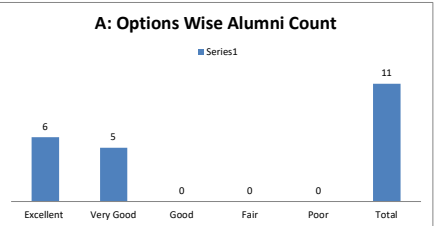
Q.NO.1	How do you rate relevance of the courses in relation to the program?					
OPTIONS	A	B	C	D	E	Alumni
	Excellent	Very Good	Good	Average	Poor	
Result	6	5	0	0	0	11
	Excellent	Very Good	Good	Fair	Poor	
						Total



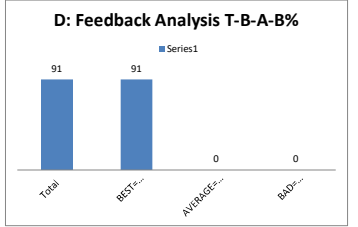
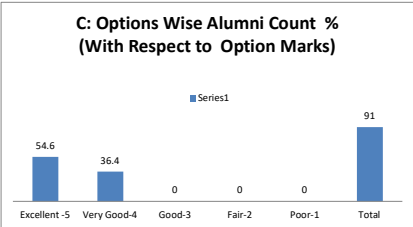
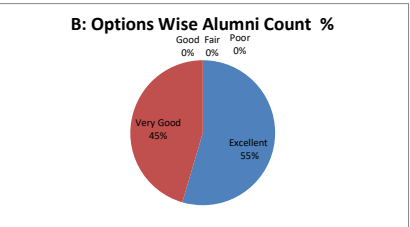
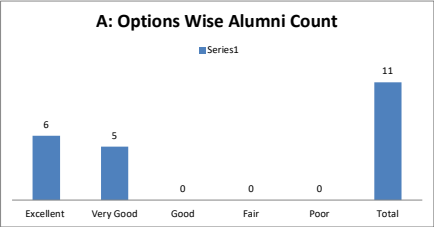
Q.NO.2	How do you rate the sequence of the courses included into the programs?					
OPTIONS	A	B	C	D	E	Alumni
	Excellent	Very Good	Good	Average	Poor	
Result	6	5	0	0	0	11
	Excellent	Very Good	Good	Fair	Poor	Total



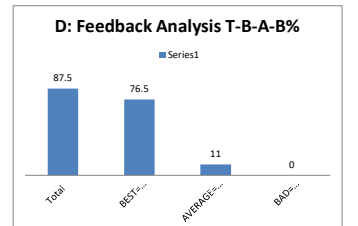
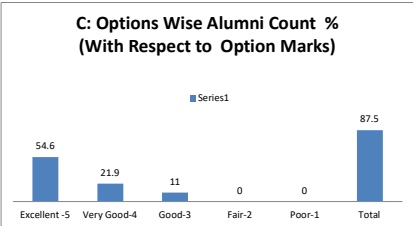
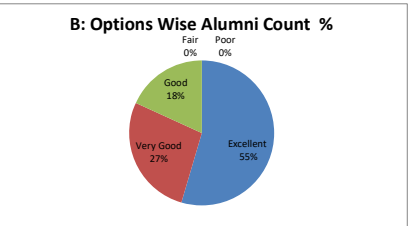
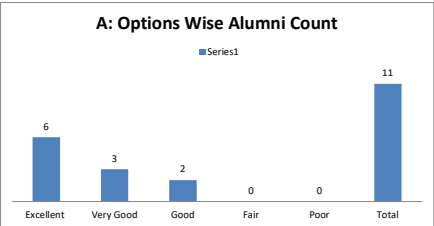
Q.NO.3	How do you rate the competencies in relation to the course content?					
OPTIONS	A	B	C	D	E	Alumni
	Excellent	Very Good	Good	Average	Poor	
Result	6	5	0	0	0	11
	Excellent	Very Good	Good	Fair	Poor	Total



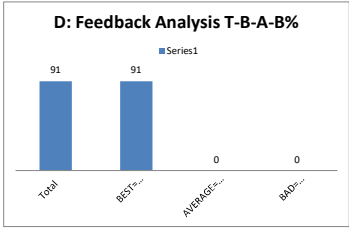
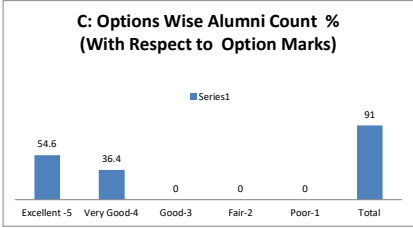
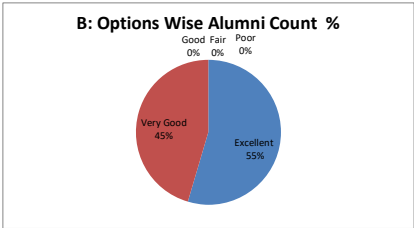
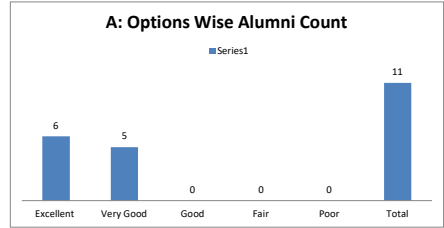
Q.NO.4	How do rate the sequence of the topics in the units?					
OPTIONS	A	B	C	D	E	Alumni
	Excellent	Very Good	Good	Average	Poor	
Result	6	5	0	0	0	11
	Excellent	Very Good	Good	Fair	Poor	Total



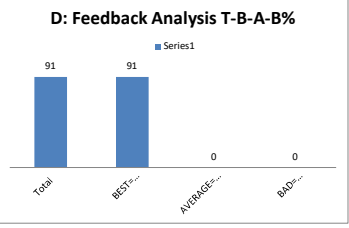
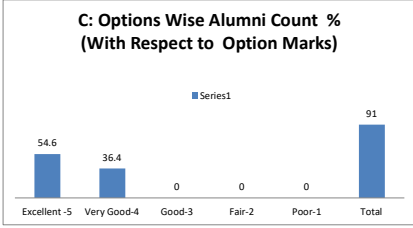
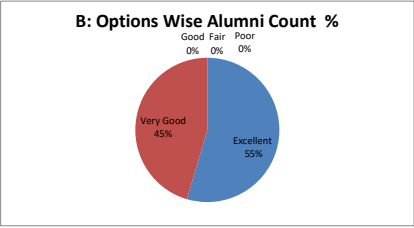
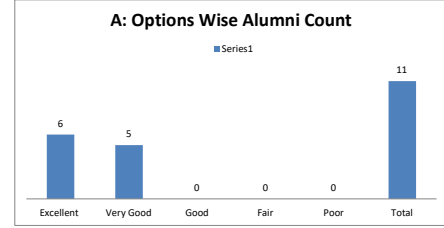
Q.NO.5	Rate the offering of the in relation to the specialization streams?					
OPTIONS	A	B	C	D	E	Alumni
	Excellent	Very Good	Good	Average	Poor	
Result	6	3	2	0	0	11
	Excellent	Very Good	Good	Fair	Poor	Total



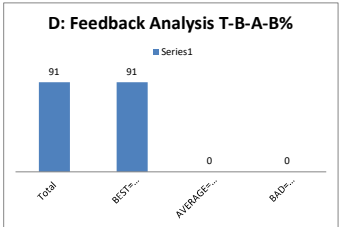
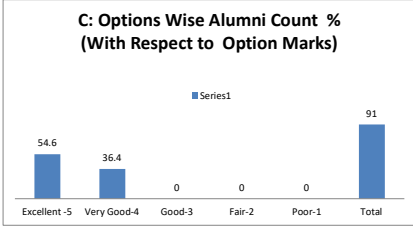
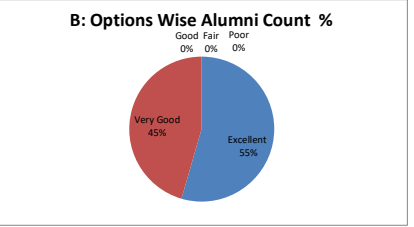
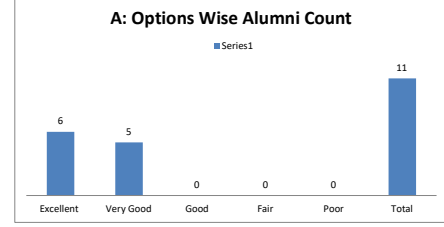
Q.NO.6	How do you rate the offering of the electives in relation to the Technological advancements?					
OPTIONS	A	B	C	D	E	Alumni
	Excellent	Very Good	Good	Average	Poor	
Result	6	5	0	0	0	11
	Excellent	Very Good	Good	Fair	Poor	Total



Q.NO.7	How do you rate the courses which are skills related suiting to the Industry included into the programs?					
OPTIONS	A	B	C	D	E	Alumni
	Excellent	Very Good	Good	Average	Poor	
Result	6	5	0	0	0	11
	Excellent	Very Good	Good	Fair	Poor	Total



Q.NO.8	How do you rate the domain used for designing the experiments in terms of the suitability of the Tools to the domain?					
OPTIONS	A	B	C	D	E	Alumni
	Excellent	Very Good	Good	Average	Poor	
Result	6	5	0	0	0	11
	Excellent	Very Good	Good	Fair	Poor	Total



Q.No.9	How do you rate the experiments in terms of their relevance to the real life application?					
OPTIONS	A	B	C	D	E	Alumni
	Excellent	Very Good	Good	Average	Poor	
Result	6	3	2	0	0	11
	Excellent	Very Good	Good	Fair	Poor	Total

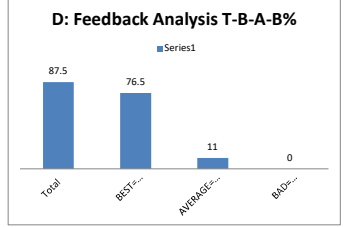
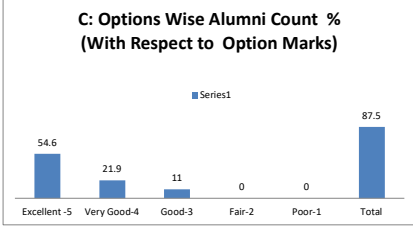
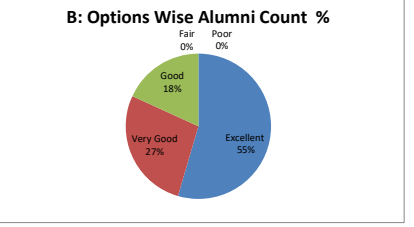
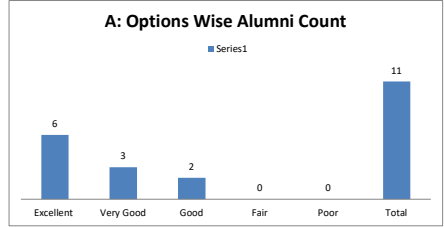


Fig. - 5: Each question Options Alumni Count Percentage with Marks

Q.No.	1	2	3	4	5	6	7	8	9	10
1	54.6									
2	54.6									
3	54.6									
4	54.6									
5	54.6									
6	54.6									
7	54.6									
8	54.6									
9	54.6									
10	54.6									
Very Good-4	36.4	36.4	36.4	36.4	21.9	36.4	36.4	36.4	21.9	21.9
Good-3	0	0	0	0	11	0	0	0	11	11
Fair-2	0	0	0	0	0	0	0	0	0	0
Poor-1	0	0	0	0	0	0	0	0	0	0
Total	91	91	91	91	87.5	91	91	91	87.5	87.5

[illegible]

PART - E

Most Positive and Negative Response Feedback Questions - Analysis and Action Taken

Most Positive Response Feedback Questions		
Sl.No.	Q.No.	Question
P_1	3	How do you rate the competencies in relation to the course content?
P_2	1	How do you rate relevance of the courses in relation to the program?
P_3	2	How do you rate the sequence of the courses included into the programs?

Most Negative Response Feedback Questions		
Sl.No.	Q.No.	Question
N_1	Nil	Nil

Action Taken on Negative Response Feedback Questions													
Sl.No.	Q.No.	Analysis	Action Taken	Feedback After Action Taken	Department	Program	Specialization	DAC No.	Page No.	Date	BoS No.	Page No.	Date
N_1	Nil	Nil	Nil	Nil	Nil	Nil	NA	Nil	Nil	Nil	Nil	Nil	Nil

Any other Recommendations / Suggestion(s) given by Alumni - Analysis and Action Taken

Sl.No.	Alumni Peers Details	Recommendations / Suggestion(s)	Analysis	Action Taken	Any other Remarks	Department	Program	Specialization	DAC No.	Page No.	Date	BoS No.	Page No.	Date
1	Shubham Kumar working as Human Resource Executive	Has suggested to provide more courses to improve the soft skills of the students	By providing these courses students will gain enhanced communication skills to perform well in various steps in their careers	It is recommended and various courses were already in place to improve the soft skills of the students	NA	Pharmacy	B. Pharmacy	NA	15	2	11-11-2023	15	3	16-11-2023

G. Cheluvaram
PRINCIPAL
 KLR College of Pharmacy
 Koneru Lakshmaiah Educational Foundation
 (Deemed to be University)
 Green Feilds, Vaddeswaram-522502
 Guntur District, Andhra Pradesh.

Department of Pharmacy
Koneru Lakshmaiah Education Foundation
(K L Deemed to be University)

Industry Personnel Feedback on Curriculum Analysis Report

Academic Year: 2023-2024

Semester - ODD

PART - A

Q.No.	Excellent	Very Good	Good	Fair	Poor	Total
1	19	3	0	0	0	22
2	19	2	1	0	0	22
3	18	3	1	0	0	22
4	19	3	0	0	0	22
5	15	7	0	0	0	22
6	16	5	1	0	0	22
7	18	3	1	0	0	22
8	18	4	0	0	0	22
9	16	5	1	0	0	22
10	17	4	1	0	0	22
AVERAGE	17.5	4	1	0	0	22
Feedback Average Out of 5 Marks					4.85	

PART - B

Questions and Options

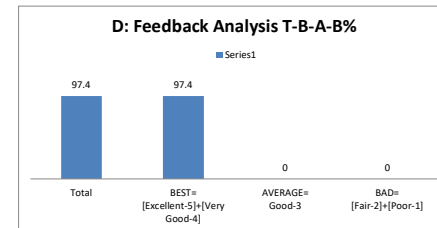
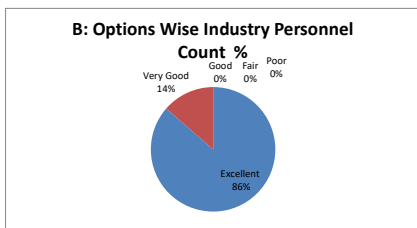
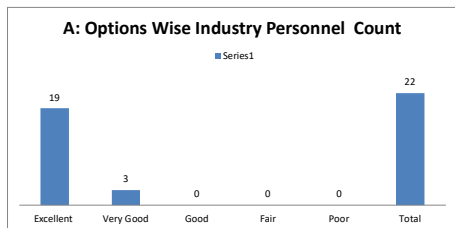
Each Question Feedback Average out of 5 Scale

Q.NO.1	How do you rate relevance of the courses in relation to the program?					
OPTIONS	Excellent	Very Good	Good	Average	Poor	4.87
Q.NO.2	How do you rate the sufficiency of the courses related to industry that are included in the program?					4.78
OPTIONS	Excellent	Very Good	Good	Average	Poor	
Q.NO.3	How do you rate the competencies in relation to the course content?					4.87
OPTIONS	Excellent	Very Good	Good	Average	Poor	
Q.NO.4	How do you rate the sequence of the units in the syllabus?					4.69
OPTIONS	Excellent	Very Good	Good	Average	Poor	
Q.NO.5	How do you rate the relevance of the topics to the Industry?					4.69
OPTIONS	Excellent	Very Good	Good	Average	Poor	
Q.NO.6	Rate the offering of the in relation to the specialization streams?					4.78
OPTIONS	Excellent	Very Good	Good	Average	Poor	
Q.NO.7	How do you rate the offering of the electives in relation to the Technological advancements?					4.82
OPTIONS	Excellent	Very Good	Good	Average	Poor	
Q.NO.8	How do you rate the courses which are skills related suiting to the Industry included into the programs?					4.69
OPTIONS	Excellent	Very Good	Good	Average	Poor	
Q.No.9	How do you rate the applicability of the domains and the tools used for designing the experiments in terms of					4.73
OPTIONS	Excellent	Very Good	Good	Average	Poor	
Q.NO.10	How do you rate the experiments in terms of their relevance to the real life application?					4.77
OPTIONS	Excellent	Very Good	Good	Average	Poor	

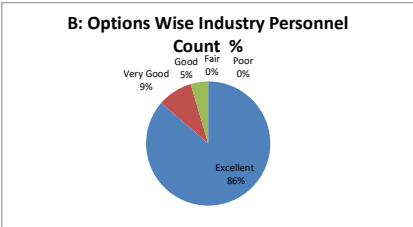
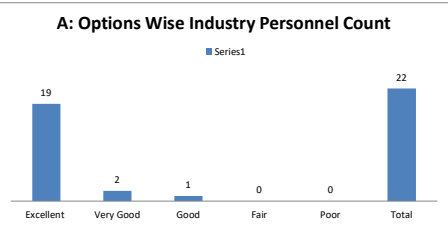
PART - C

Question Wise Analysis

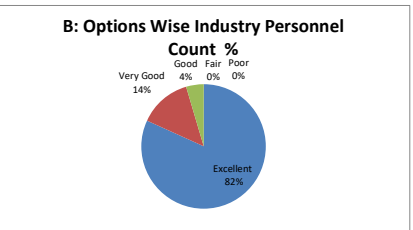
Q.NO.1	How do you rate relevance of the courses in relation to the program?					
OPTIONS	A	B	C	D	E	Industry Personnel
	Excellent	Very Good	Good	Average	Poor	
RESULT	19	3	0	0	0	22
	Excellent	Very Good	Good	Fair	Poor	Total



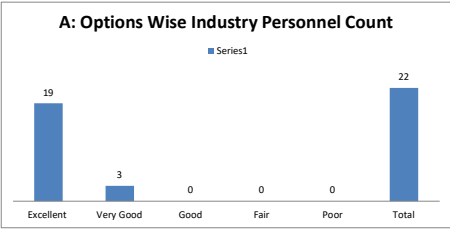
Q.NO.2	How do you rate the sufficiency of the courses related to industry that are included in the program?					
OPTIONS	A	B	C	D	E	Industry Personnel
	Excellent	Very Good	Good	Average	Poor	
RESULT	19	2	1	0	0	22
	Excellent	Very Good	Good	Fair	Poor	Total



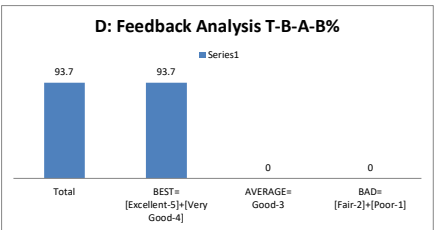
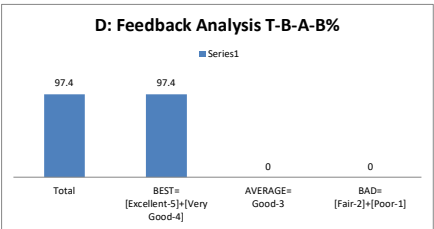
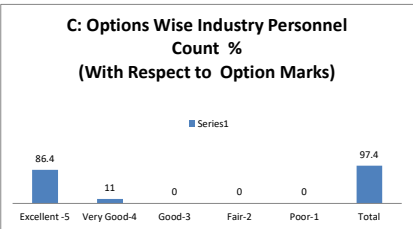
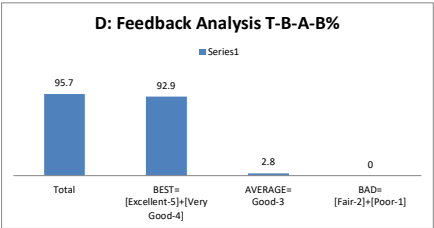
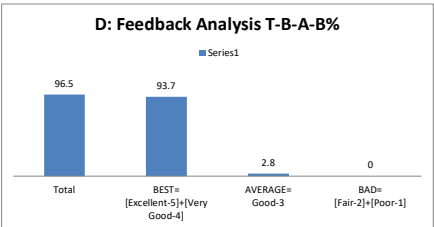
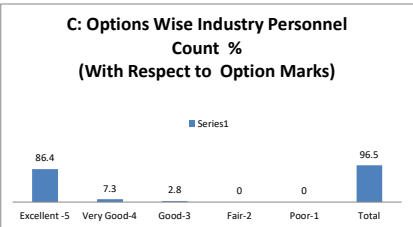
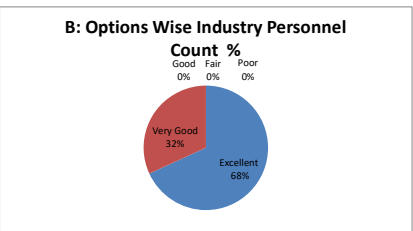
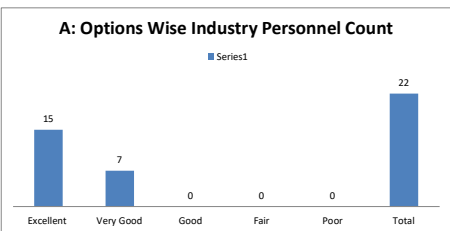
Q.NO.3	How do you rate the competencies in relation to the course content?					
OPTIONS	A	B	C	D	E	Industry Personnel
	Excellent	Very Good	Good	Average	Poor	
RESULT	18	3	1	0	0	22
	Excellent	Very Good	Good	Fair	Poor	Total



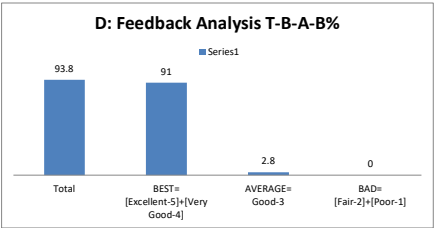
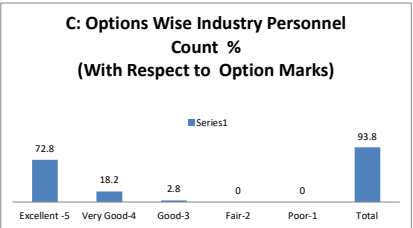
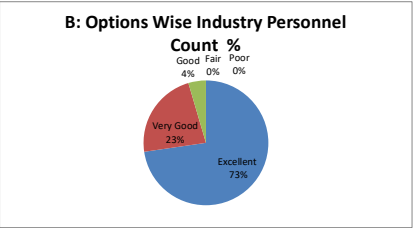
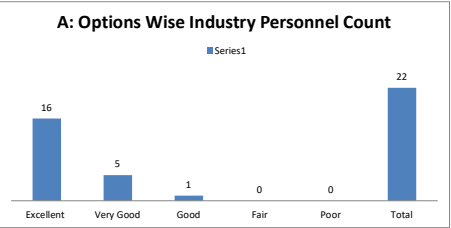
Q.NO.4	How do you rate the sequence of the units in the syllabus?					
OPTIONS	A	B	C	D	E	Industry Personnel
	Excellent	Very Good	Good	Average	Poor	
RESULT	19	0	0	0	0	22
	Excellent	Very Good	Good	Fair	Poor	Total



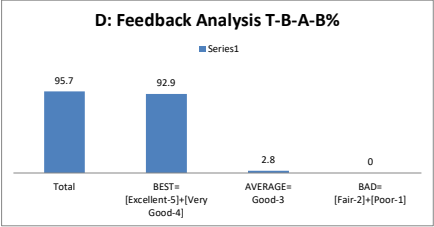
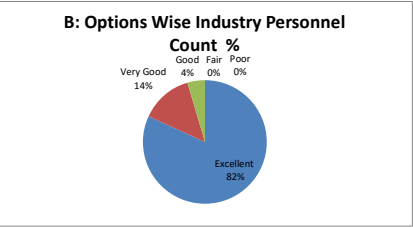
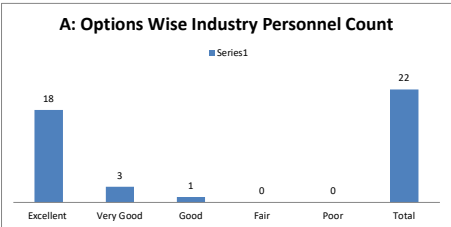
Q.NO.5	How do you rate the relevance of the topics to the industry?					
OPTIONS	A	B	C	D	E	Industry Personnel
	Excellent	Very Good	Good	Average	Poor	
RESULT	15	7	0	0	0	22
	Excellent	Very Good	Good	Fair	Poor	Total



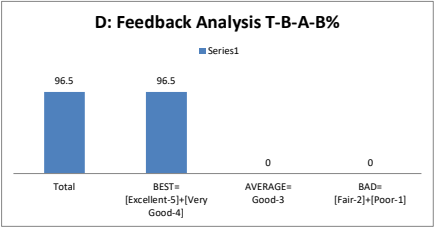
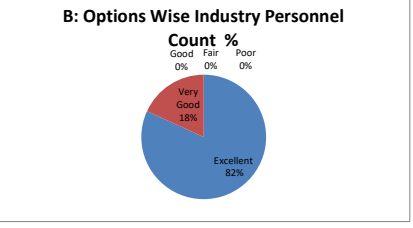
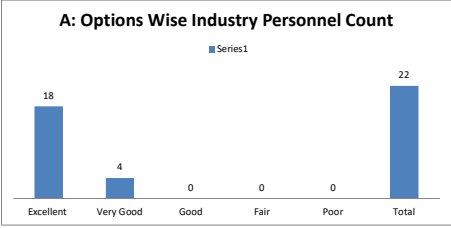
Q.NO.6	Rate the offering of the in relation to the specialization streams?					
OPTIONS	A	B	C	D	E	Industry Personnel
	Excellent	Very Good	Good	Average	Poor	
RESULT	16	5	1	0	0	22
	Excellent	Very Good	Good	Fair	Poor	Total



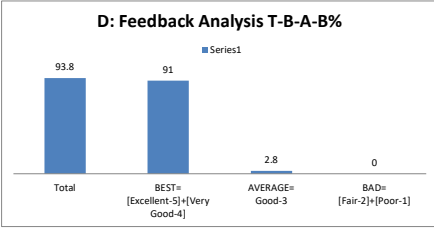
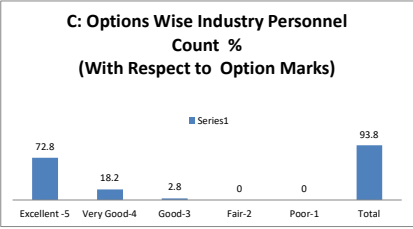
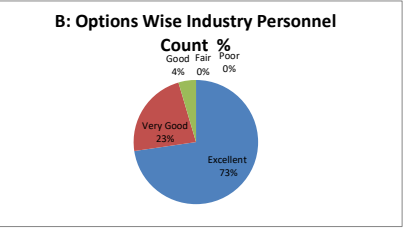
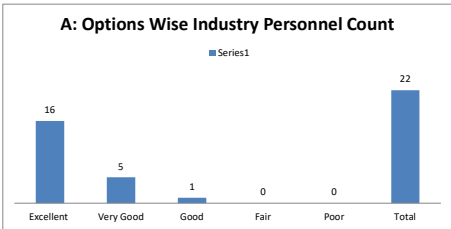
Q.NO.7	How do you rate the offering of the electives in relation to the Technological advancements?					
OPTIONS	A	B	C	D	E	Industry Personnel
	Excellent	Very Good	Good	Average	Poor	
RESULT	18	3	1	0	0	22
	Excellent	Very Good	Good	Fair	Poor	Total



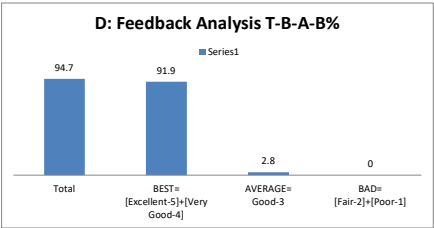
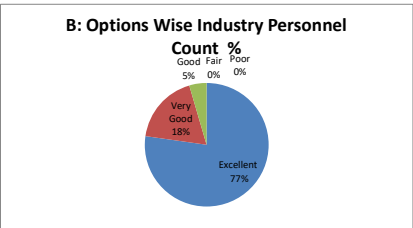
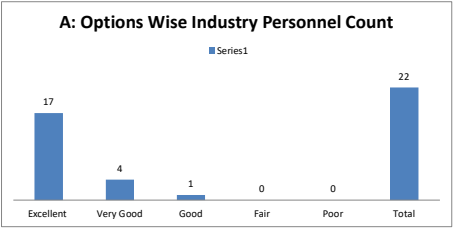
Q.NO.8	How do you rate the courses which are skills related suiting to the Industry included into the programs?					
OPTIONS	A	B	C	D	E	Industry Personnel
	Excellent	Very Good	Good	Average	Poor	
RESULT	18	4	0	0	0	22
	Excellent	Very Good	Good	Fair	Poor	Total



Q.No.9	How do you rate the applicability of the domains and the tools used for designing the experiments in terms of existing practices in the Industry?					
OPTIONS	A	B	C	D	E	Industry Personnel
	Excellent	Very Good	Good	Average	Poor	
RESULT	16	5	1	0	0	22
	Excellent	Very Good	Good	Fair	Poor	Total



Q.NO.10	How do you rate the experiments in terms of their relevance to the real life application?					
OPTIONS	A	B	C	D	E	Industry Personnel
	Excellent	Very Good	Good	Average	Poor	
RESULT	17	4	1	0	0	22
	Excellent	Very Good	Good	Fair	Poor	Total



PART - D

Industry Personnel Feedback on Curriculum Analysis Overall Analysis

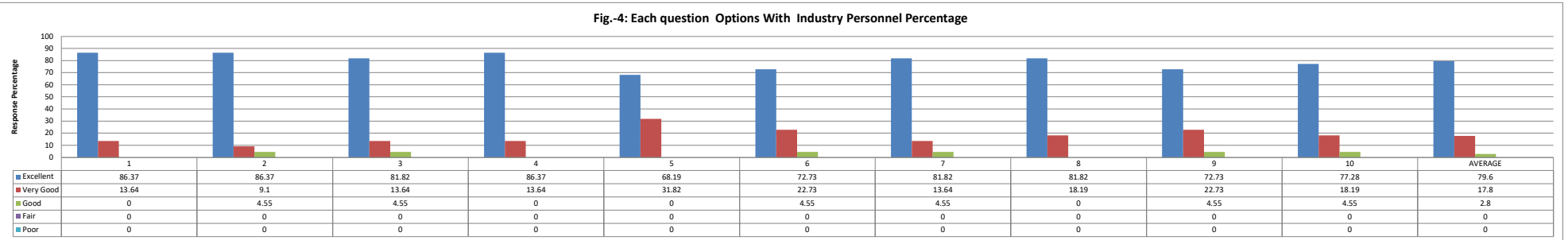
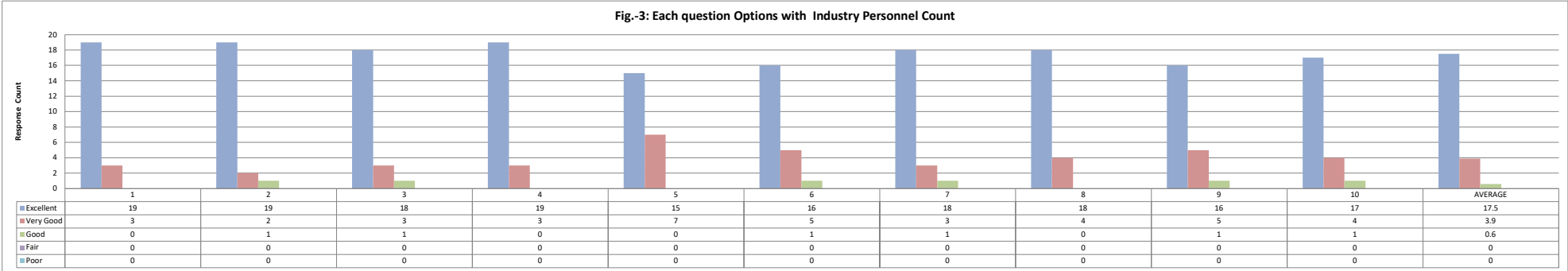
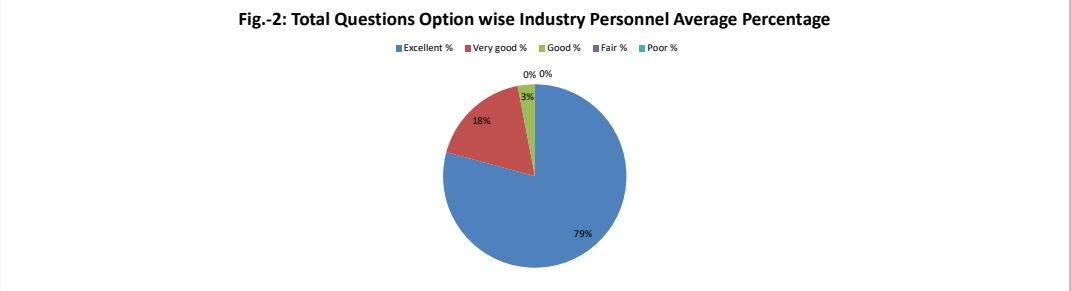
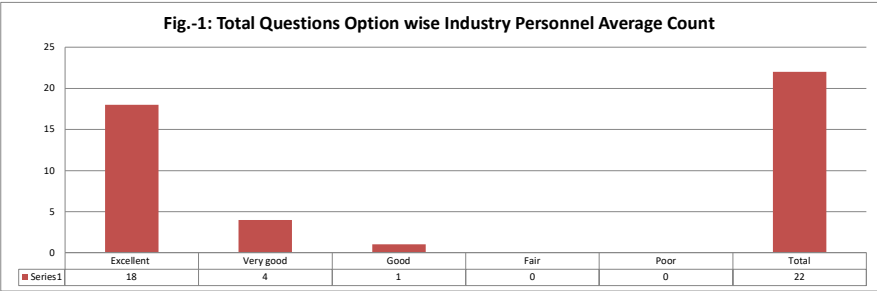


Fig. - 5: Each question Options Industry Personnel Percentage with Marks

Q.No.	1	2	3	4	5	6	7	8	9	10
Excellent-5	86.4	86.4	81.9	86.4	68.2	72.8	81.9	81.9	72.8	77.3
Very Good-4	11	7.3	11	11	25.5	18.2	11	14.6	18.2	14.6
Good-3	0	2.8	2.8	0	0	2.8	0	0	2.8	2.8
Fair-2	0	0	0	0	0	0	0	0	0	0
Poor-1	0	0	0	0	0	0	0	0	0	0
Total	97.4	96.5	95.7	97.4	93.7	93.8	95.7	96.5	93.8	94.7

[illegible]

PART - E

Most Positive and Negative Response Feedback Questions - Analysis and Action Taken

Most Positive Response Feedback Questions

Sl.No.	Q.No.	Question
P_1	1	How do you rate relevance of the courses in relation to the program?
P_2	2	How do you rate the relevance of the topics to the Industry?
P_3	3	How do you rate the sequence of the units in the syllabus?

Most Negative Response Feedback Questions

Sl.No.	Q.No.	Question
N_1	Nil	Nil

Action Taken on Negative Response Feedback Questions

Sl.No.	Q.No.	Analysis	Action Taken	Feedback After Action Taken	Department	Program	Specialization	DAC No.	Page No.	Date	BoS No.	Page No.	Date
N_1	Nil	Nil	Nil	Nil	Nil	Nil	NA	Nil	Nil	Nil	Nil	Nil	Nil

Any other Recommendations / Suggestion(s) given by Industry Personnel - Analysis and Action Taken

Sl.No.	Industry Personnel Details	Recommendations / Suggestion(s)	Analysis	Action Taken	Any other Remarks	Department	Program	Specialization	DAC No.	Page No.	Date	BoS No.	Page No.	Date
1	Dr. Rajesh Kumar Chawla, AGM (Head), Analytical R&D, Suven Pharmaceuticals Limited	Recommend adding Pharmaceutical Regulatory Affairs subject or course in the curriculum	Students will be gaining more employment opportunities by doing this course.	The recommended course is already included in the curriculum as elective course as per the student interest they can enrol as a elective course.	Nil	Pharmacy	B. Pharmacy	NA	14	3	29-06-2023	14	3	30-06-2023

G. Chatterjee
PRINCIPAL
 KL College of Pharmacy
 Koneru Lakshmaiah Educational Foundation
 (Deemed to be University)
 Green Fields, Vaddeswaram-522502
 Guntur District, Andhra Pradesh.

Department of Pharmacy
Koneru Lakshmaiah Education Foundation
(K L Deemed to be University)

Industry Personnel Feedback on Curriculum Analysis Report

Academic Year: 2023-2024

Semester - EVEN

PART - A

Q.No.	Excellent	Very Good	Good	Fair	Poor	Total
1	17	3	0	0	0	20
2	17	2	1	0	0	20
3	16	3	1	0	0	20
4	17	3	0	0	0	20
5	13	7	0	0	0	20
6	14	5	1	0	0	20
7	16	3	1	0	0	20
8	16	4	0	0	0	20
9	14	5	1	0	0	20
10	15	4	1	0	0	20
AVERAGE	15.5	4	1	0	0	20
Feedback Average Out of 5 Marks					4.83	

PART - B

Questions and Options

Each Question Feedback Average out of 5 Scale

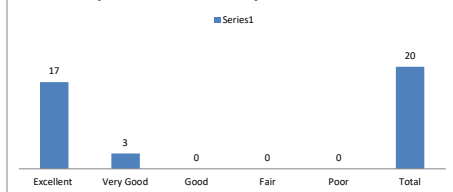
Q.NO.1	How do you rate relevance of the courses in relation to the program?					
OPTIONS	Excellent	Very Good	Good	Average	Poor	
Q.NO.2	How do you rate the sufficiency of the courses related to industry that are included in the program?					4.75
OPTIONS	Excellent	Very Good	Good	Average	Poor	
Q.NO.3	How do you rate the competencies in relation to the course content?					4.85
OPTIONS	Excellent	Very Good	Good	Average	Poor	
Q.NO.4	How do you rate the sequence of the units in the syllabus?					4.65
OPTIONS	Excellent	Very Good	Good	Average	Poor	
Q.NO.5	How do you rate the relevance of the topics to the industry?					4.65
OPTIONS	Excellent	Very Good	Good	Average	Poor	
Q.NO.6	Rate the offering of the in relation to the specialization streams?					4.75
OPTIONS	Excellent	Very Good	Good	Average	Poor	
Q.NO.7	How do you rate the offering of the electives in relation to the Technological advancements?					4.8
OPTIONS	Excellent	Very Good	Good	Average	Poor	
Q.NO.8	How do you rate the courses which are skills related suiting to the Industry included into the programs?					4.65
OPTIONS	Excellent	Very Good	Good	Average	Poor	
Q.No.9	How do you rate the applicability of the domains and the tools used for designing the experiments in terms of existing					4.7
OPTIONS	Excellent	Very Good	Good	Average	Poor	
Q.NO.10	How do you rate the experiments in terms of their relevance to the real life application?					4.75
OPTIONS	Excellent	Very Good	Good	Average	Poor	

PART - C

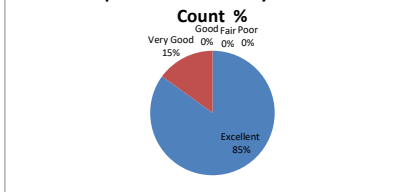
Question Wise Analysis

Q.NO.1	How do you rate relevance of the courses in relation to the program?					
OPTIONS	A	B	C	D	E	Industry Personnel
	Excellent	Very Good	Good	Average	Poor	
Result	17	3	0	0	0	20
	Excellent	Very Good	Good	Fair	Poor	Total

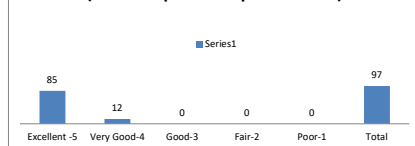
A: Options Wise Industry Personnel Count



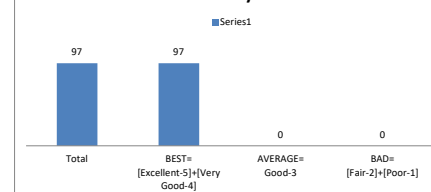
B: Options Wise Industry Personnel Count %



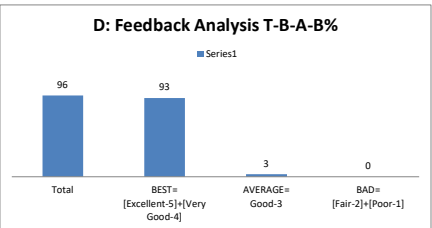
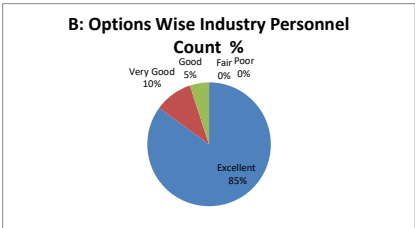
C: Options Wise Industry Personnel Count % (With Respect to Option Marks)



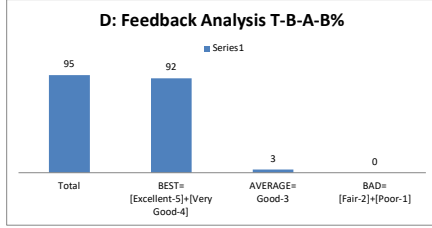
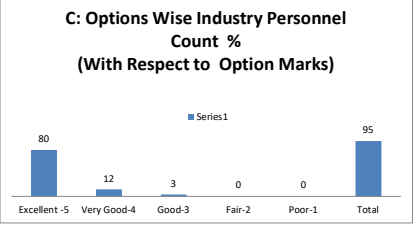
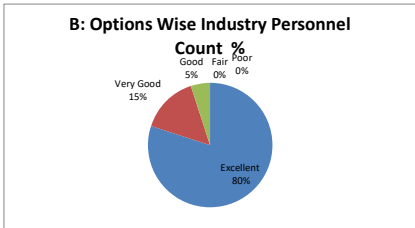
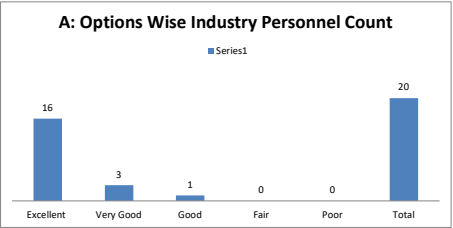
D: Feedback Analysis T-B-A-B%



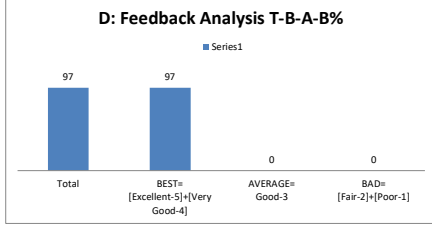
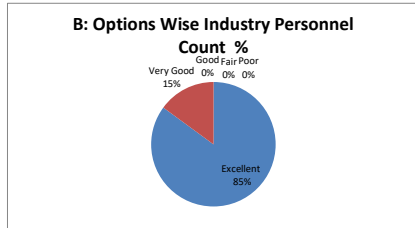
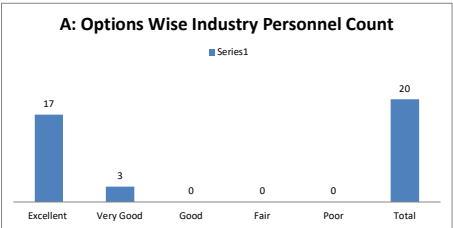
Q.NO.2	How do you rate the sufficiency of the courses related to industry that are included in the program?					
OPTIONS	A	B	C	D	E	Industry Personnel
	Excellent	Very Good	Good	Average	Poor	
Result	17	2	1	0	0	20
	Excellent	Very Good	Good	Fair	Poor	Total



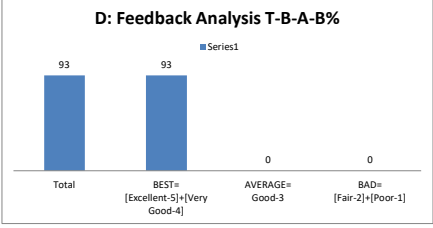
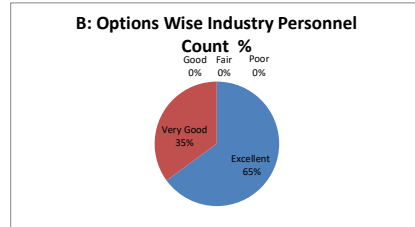
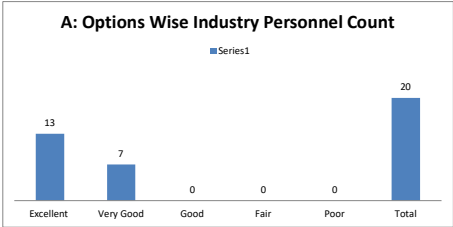
Q.NO.3	How do you rate the competencies in relation to the course content?					
OPTIONS	A	B	C	D	E	Industry Personnel
	Excellent	Very Good	Good	Average	Poor	
Result	16	3	1	0	0	20
	Excellent	Very Good	Good	Fair	Poor	Total



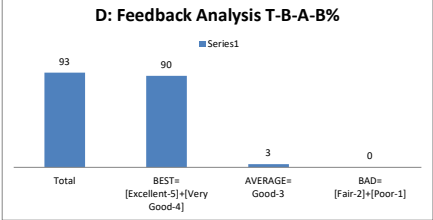
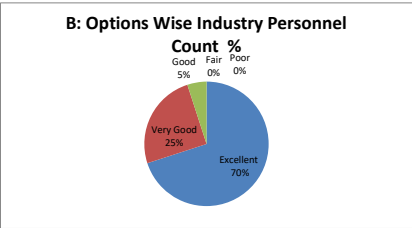
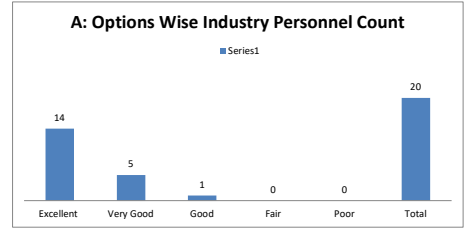
Q.NO.4	How do you rate the sequence of the units in the syllabus?					
OPTIONS	A	B	C	D	E	Industry Personnel
	Excellent	Very Good	Good	Average	Poor	
Result	17	3	0	0	0	20
	Excellent	Very Good	Good	Fair	Poor	Total



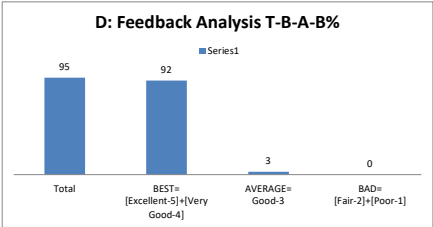
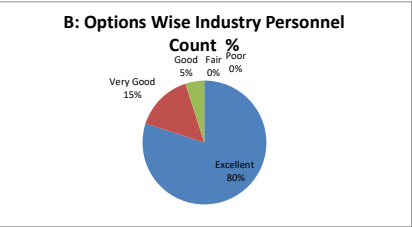
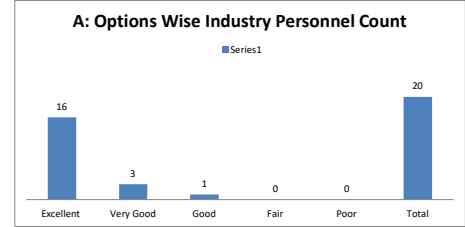
Q.NO.5	How do you rate the relevance of the topics to the industry?					
OPTIONS	A	B	C	D	E	Industry Personnel
	Excellent	Very Good	Good	Average	Poor	
Result	13	7	0	0	0	20
	Excellent	Very Good	Good	Fair	Poor	Total



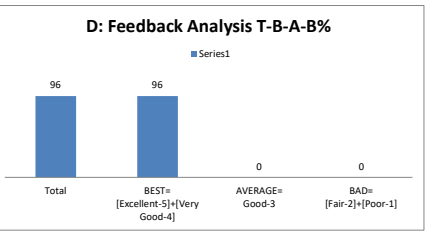
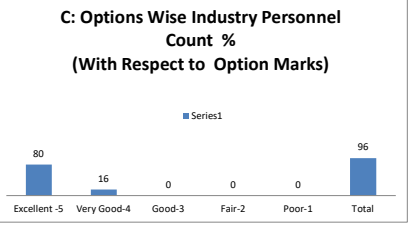
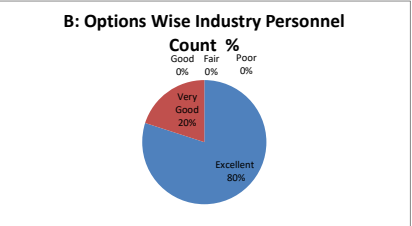
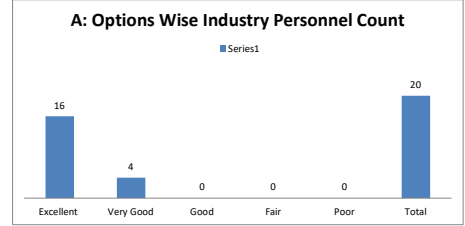
Q.NO.6	Rate the offering of the in relation to the specialization streams?					
OPTIONS	A	B	C	D	E	Industry Personnel
	Excellent	Very Good	Good	Average	Poor	
Result	14	5	1	0	0	20
	Excellent	Very Good	Good	Fair	Poor	Total



Q.NO.7	How do you rate the offering of the electives in relation to the Technological advancements?					
OPTIONS	A	B	C	D	E	Industry Personnel
	Excellent	Very Good	Good	Average	Poor	
Result	16	3	1	0	0	20
	Excellent	Very Good	Good	Fair	Poor	Total



Q.NO.8	How do you rate the courses which are skills related suiting to the industry included into the programs?					
OPTIONS	A	B	C	D	E	Industry Personnel
	Excellent	Very Good	Good	Average	Poor	
Result	16	4	0	0	0	20
	Excellent	Very Good	Good	Fair	Poor	Total



Q.No.9	How do you rate the applicability of the domains and the tools used for designing the experiments in terms of existing practices in the Industry?					
OPTIONS	A	B	C	D	E	Industry Personnel
	Excellent	Very Good	Good	Average	Poor	
Result	14	5	1	0	0	20
	Excellent	Very Good	Good	Fair	Poor	Total

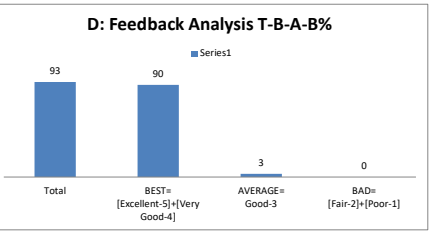
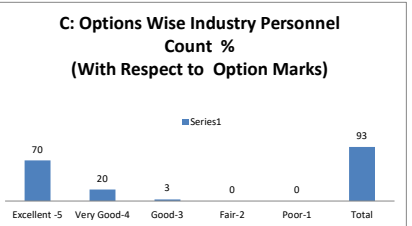
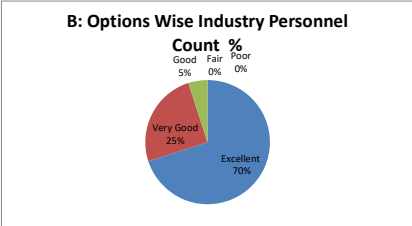
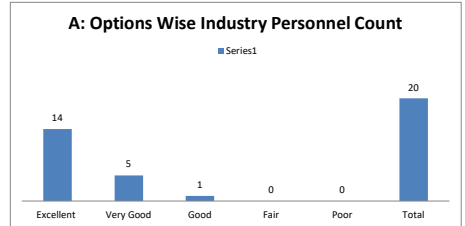


Fig. - 5: Each question Options Industry Personnel Percentage with Marks

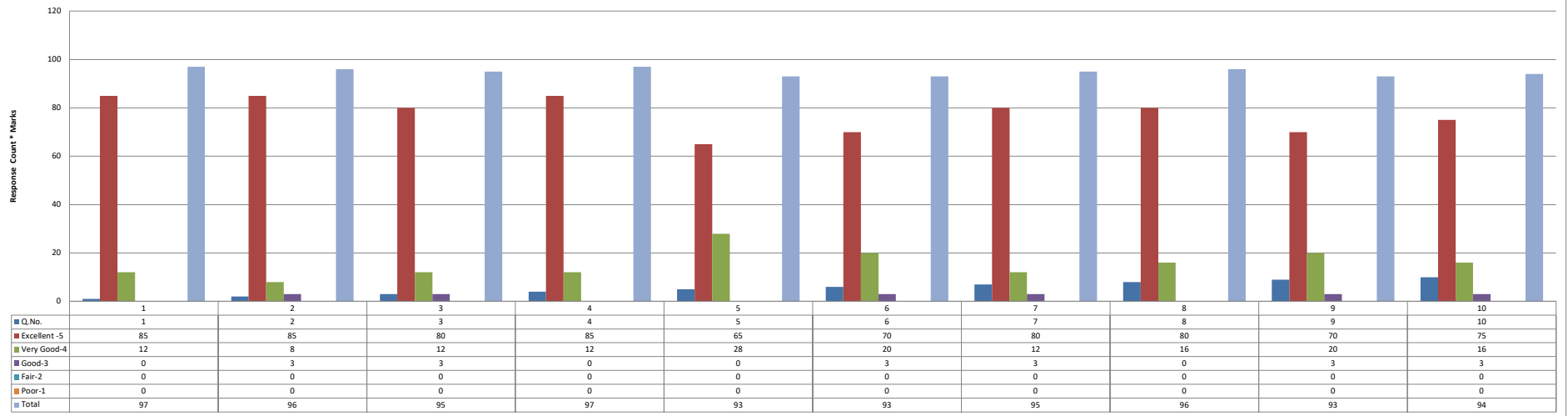
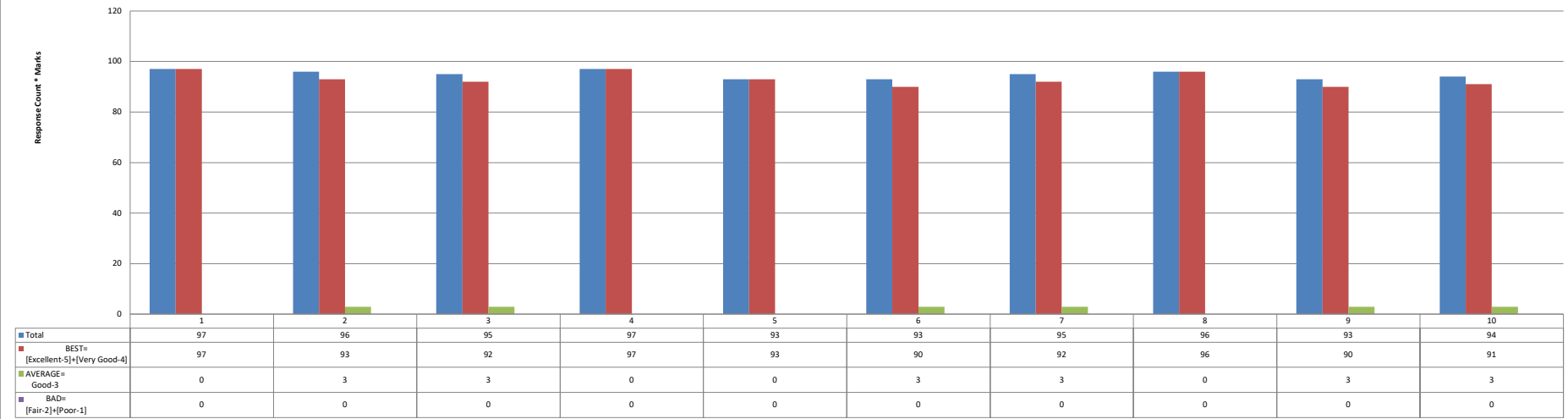


Fig.-6: Analy:



PART - E

Most Positive and Negative Response Feedback Questions - Analysis and Action Taken

Most Positive Response Feedback Questions

Sl.No.	Q.No.	Question
P_1	1	How do you rate relevance of the courses in relation to the program?
P_2	2	How do you rate the sufficiency of the courses related to industry that are included in the program?
P_3	3	How do you rate the competencies in relation to the course content?

Most Negative Response Feedback Questions

Sl.No.	Q.No.	Question
N_1	Nil	Nil

Action Taken on Negative Response Feedback Questions

Sl.No.	Q.No.	Analysis	Action Taken	Feedback After Action Taken	Department	Program	Specialization	DAC No.	Page No.	Date	BoS No.	Page No.	Date
N_1	Nil	Nil	Nil	Nil	Pharmacy	B. Pharmacy	NA	Nil	Nil	Nil	Nil	Nil	Nil

Any other Recommendations / Suggestion(s) given by Industry Personnel - Analysis and Action Taken

Sl.No.	Industry Personnel Details	Recommendations / Suggestion(s)	Analysis	Action Taken	Any other Remarks	Department	Program	Specialization	DAC No.	Page No.	Date	BoS No.	Page No.	Date
1	Mr. K. Sivacharan, Team Lead, Dr. Reddy's lab	Provide Certification courses to PG students to improve the job opportunities	By providing certification courses students will gain latest skills to get better job opportunities	It is considered to incorporate certifications in the 2nd year Even Sem for both M. Pharmacy and Pharm. D students	Nil	Pharmacy	M. Pharmacy and Pharm. D	NA	15	2	11-11-2023	15	3	16-11-2023

G. Chappelaiah
PRINCIPAL
 KL College of Pharmacy
 Koneru Lakshmaiah Educational Foundation
 (Deemed to be University)
 Green Fields, Vaddeswaram-522502
 Guntur District, Andhra Pradesh.